

Spread footing

6x6 pft

2x10 pft beam

2x8 pft post capped with 1/2 in joist on outside

4' deep  
12" square tubes

5'6" span

2x10 12' long

1102 Walnut St Landing

6x6 pft

5'6" span

Remainder of stairs spread footing under discussion

6x6 pft


2x10 pft

5" logs

side view

Remaining footings for stair case will be post 12" foibles 4' deep per discussion with SI.

Spreads footing

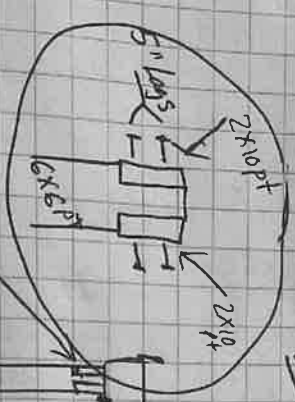


4' deep

12" Sawn timbers

1102 Main St  
Beverly

2x10 load in  
Both sides of  
6x6



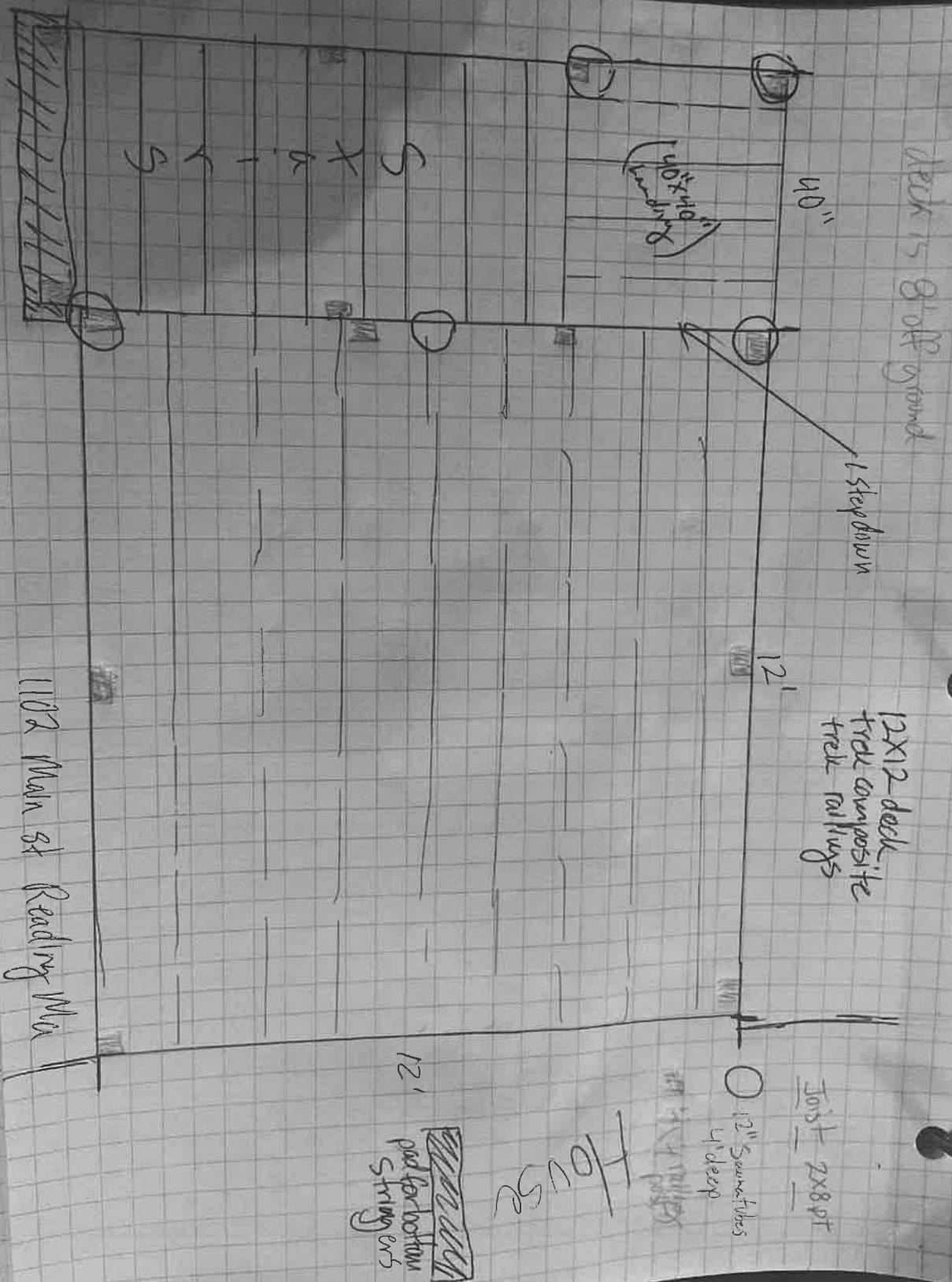
6x6 pt post

11'6"

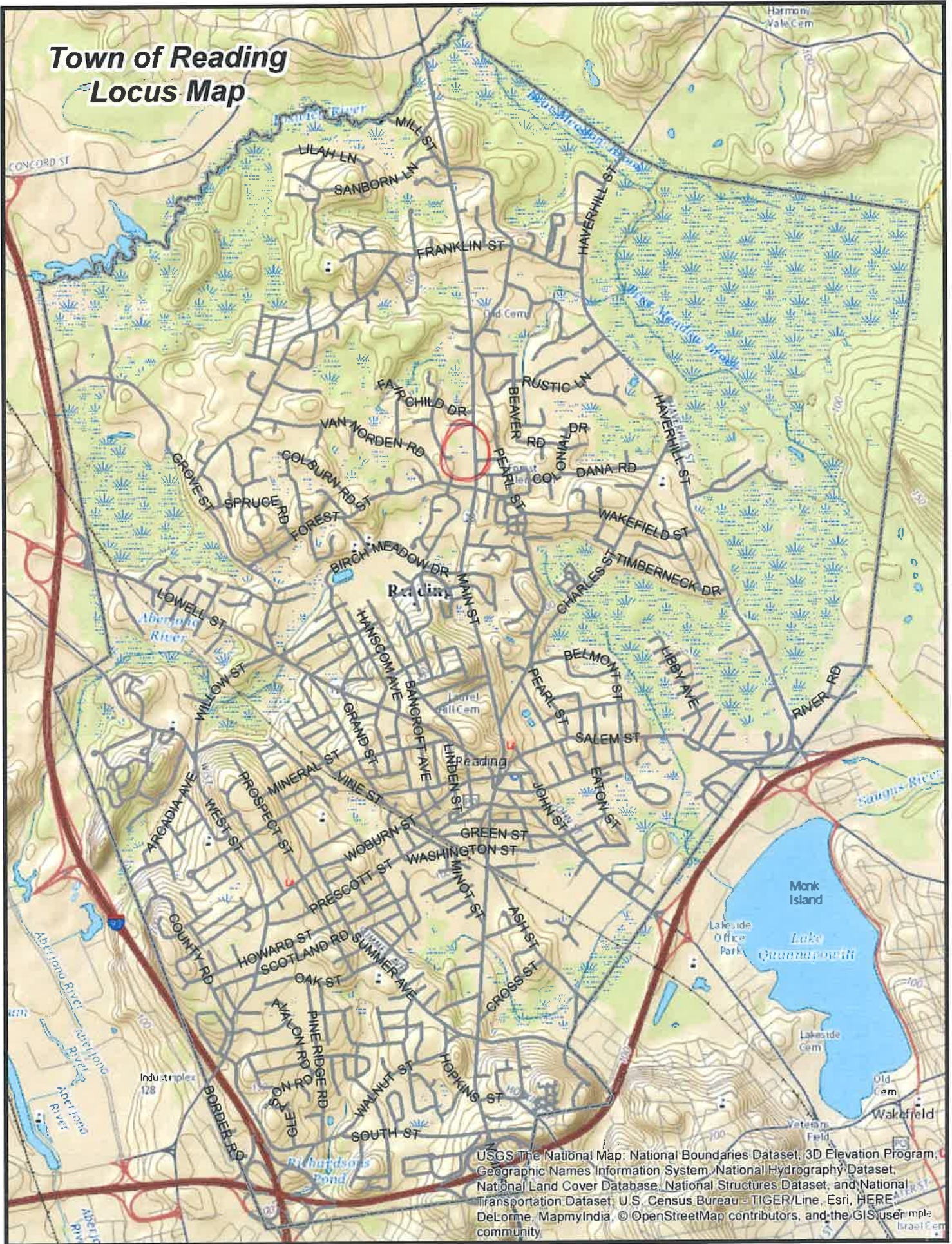
12'

Beam running 12' long  
opposite the joist parallel  
to the house

2x8 pt  
House



# Town of Reading Locus Map



USGS The National Map, National Boundaries Dataset, 3D Elevation Program, Geographic Names Information System, National Hydrography Dataset, National Land Cover Database, National Structures Dataset, and National Transportation Dataset, U.S. Census Bureau - TIGER/Line, Esri, HERE, DeLorme, MapmyIndia, © OpenStreetMap contributors, and the GIS User community