

**Attachment C Phase I and II
Environmental Reports**

**ASTM PHASE I ENVIRONMENTAL SITE ASSESSMENT
STONEGATE CONSTRUCTION CORPORATION PROPERTY
259-267 MAIN STREET
READING, MASSACHUSETTS**

Prepared for:

Stonegate Construction Corporation
c/o the Katz Group
273 Corporate Drive, Suite 150
Portsmouth, New Hampshire 03801

Prepared by:

Ransom Consulting, Inc.
Pease International Tradeport
112 Corporate Drive
Portsmouth, New Hampshire 03801
603.436.1490

Project 191.05009.001
April 17, 2019

EXECUTIVE SUMMARY

This report presents the findings of a Phase I Environmental Site Assessment (ESA) performed by Ransom Consulting, Inc. (Ransom) for Stonegate Construction Corporation (Stonegate) at the property identified by the Town of Reading Assessor's Office as Lot 39 and Lot 40 on Tax Map 12; located at 259 Main Street and 267 Main Street, respectively, in the Town of Reading, Middlesex County, Massachusetts (the "Site").

This Phase I ESA was conducted in general accordance with the requirements provided by the ASTM International Designation: E 1527-13, *Standard Practice for Environmental Site Assessments: Phase I Environmental Site Assessment Process, 2013* (ASTM E 1527-13) and Ransom's executed Scope of Work with Stonegate Construction Corporation (c/o the Katz Group) dated February 22, 2019, to evaluate environmental conditions for evidence of recognized environmental conditions (RECs) in connection with the Site.

The Site is an approximately 4.31-acre property composed of two contiguous parcels of land at 259 Main Street and 267 Main Street. The 259 Main Street parcel (Lot 39) is currently vacant of structures, a single-family residential building and associated garage were demolished in 2018. The 267 Main Street parcel (Lot 40) is developed with a single-family residential building and a garage/office building most recently utilized as office and storage space for the Smith Oil Company, a family-run oil delivery business (the "Site buildings"). Both buildings are currently unoccupied. The Site neighborhood is currently serviced by the municipal water supply and sewer systems operated by the Town of Reading. Prior to circa 1967 the Site relied on private on-site septic disposal systems.

Reasonably ascertainable historical information sources researched in this assessment allowed uses of the Site to be traced from the present back to 1888, at which time the Site appears to be undeveloped. Identified historic development of the Site consisted of the construction of the current residential structure and recently demolished residence, which were constructed circa 1917 and 1918. Historic records indicated that the office/garage Site building was constructed circa 1920. The first documented commercial use of the Site was circa 1950 by the Smith Oil Company, a family-run oil delivery business which operated at the Site until circa 2017.

Ransom conducted a reconnaissance of the Site on March 25, 2019. Ransom observed hazardous substances and petroleum products during the site reconnaissance including two 275-gallon heating oil aboveground storage tanks (ASTs), one of which was approximately half full. Two 55-gallon drums which were partially-labeled, and several smaller containers (generally 5-gallon or less) of miscellaneous repair and maintenance oil and/or hazardous material (OHM) products were also observed. With the exception of petroleum staining beneath the oil filter associated with one of the ASTs, no obvious releases were observed in association with these OHM containers.

In addition, the Site is the former location of at least three ASTs related to the operation of the Smith Oil Company including one 275-gallon waste oil AST and two diesel ASTs (one 500-gallon and one 1,000-gallon). This AST documentation was provided in a review of the Town of Reading Fire Department records.

An extensive area of apparent fill materials occupies the central and southern portion of the Site. Ransom observed concrete, asphalt, stone, and metal associated with the fill materials. Filled areas are now wooded, indicating the placement of fill was likely many years ago. The origin(s) of the fill materials are unknown.

A stream, identified on topographic maps as the head waters to the Saugus River, runs across the easterly portion of the Site flowing from north to south. A municipal sewer right of way is located along the westerly side of the stream.

A Conservation Restriction Agreement, dated May 28, 1982, is on file with the Town of Reading Conservation Department for the 267 Main Street portion of the Site. This document appears to restrict development on the portion of this parcel that is greater than 200 feet from the center line of Main Street.

Ransom contracted Environmental Data Resources (EDR) of Shelton, Connecticut to conduct a search of federal and state databases containing known and suspected sites of environmental contamination. In addition, Ransom conducted a review of the Massachusetts Department of Environmental Protection (MA DEP). The Site was identified on the MA Asbestos database, in relation to the proper identification and abatement of asbestos containing building materials prior to the 2018 demolition of the residential structure on the 259 Main Street portion of the Site. The Site was not identified on any additional environmental databases searched during this assessment. However, multiple closely neighboring and/or abutting inferred upgradient properties along Main Street, with historic and/or current land uses of environmental concern, were identified. Several of these properties have the potential to adversely impact the environmental condition of the Site.

We have performed a Phase I ESA in conformance with the scope and limitations of ASTM E 1527-13 for the approximately 4.309-acre property identified by the Reading Assessor's Office as Lot 39 and Lot 40 on Map 12; which correlates to contiguous parcels with the street addresses of 259 Main Street and 267 Main Street in the Town of Reading, Middlesex County, Massachusetts. Any exceptions to, or deletions from, this practice are described in Section 1.4 of this report. This assessment has revealed no evidence of RECs in connection with the Site.

However, although not considered RECs, this assessment has revealed the following areas of potential environmental concern relative to the Site:

1. The Site is the historic location of an oil delivery and oil burner repair facility. Although bulk storage of petroleum products is not known to have occurred, the Site was routinely used for the storage of oil-delivery trucks and the limited storage of petroleum products associated with the operation of Smith Oil Company. This Site use dates from circa 2017 back to circa 1950. Although no releases are documented, there is the potential for historic undocumented releases of OHM to have occurred;
2. The Site is closely neighbored and/or abutted by five historic gasoline filling stations and/or automobile repair facilities with documented releases of OHM. All five properties have groundwater flow documented as being in the general direction of the Site. Although these properties are listed as "closed" by the MA DEP, two have activity and use limitations (AULs), including an abutting property, indicating that contaminants remain on these properties in excess of applicable state standards. These inferred upgradient properties have the potential to adversely impact the environmental condition of the Site;
3. An extensive area of apparent fill materials occupies the central and southern portion of the Site. Ransom observed concrete, asphalt, stone, and metal associated with the fill materials. Filled areas are now wooded, indicating the placement of fill was conducted years ago. The origin(s) of the fill materials are unknown; as such, there is the potential for OHM to be associated with these placed fill soils/materials;

4. The Site is abutted by a commercial property which has housed a dry-cleaning operation from present day dating back to at least 1992. Although no releases are documented at this abutting property, it is possible for undocumented releases to have occurred that given the inferred upgradient position relative to the Site, would have the potential for adverse impacts to the environmental condition of the Site; and
5. Ransom observed OHM stored within the interior spaces of the Site buildings including two drums with unconfirmed contents, a half-full 275-gallon heating oil AST, and various smaller OHM containers. These OHM containers should be removed and properly disposed of in compliance with current local and state regulations.

Based on the information obtained during this assessment, Ransom concludes that additional investigation is warranted. Ransom recommends the completion of a limited subsurface investigation (LSI) to evaluate Site soil and groundwater conditions for potential adverse environmental impacts related to the above-referenced identified potential environmental concerns.

This summary does not contain all the information that is found in the full report. The report should be read in its entirety to obtain a more complete understanding of the information provided and to aid in decisions made or actions taken based on this information.

May 29, 2019

Project 191.05009.002

Mr. Eric Katz
Mr. Jay Finnegan
Stonegate Construction Corporation
% The Katz Group
273 Corporate Drive, Suite 150
Portsmouth, NH 03801

RE: Phase II Limited Subsurface Investigation
Stonegate Construction Corporation Property
259-267 Main Street
Reading, Massachusetts

Dear Mr. Katz and Mr. Finnegan:

Ransom Consulting, Inc. (Ransom) has prepared this letter for Stonegate Construction Corporation summarizing the results of a Limited Subsurface Investigation (LSI) performed at the above-referenced property (the Site). The Site is currently unoccupied and is further discussed below in the background section of this letter report. The objective of this work was to evaluate soil and groundwater conditions with respect to a recognized environmental conditions (RECs) associated with the Site as identified during a Phase I Environmental Site Assessment (ESA) performed by Ransom, dated April 17, 2019.

A Site Location Map and a Site Plan are provided as Figures 1 and 2, respectively.

EXECUTIVE SUMMARY

In April 2019, a Phase I ESA was performed at the Site by Ransom. The Phase I ESA revealed no evidence of RECs in connection with the Site; however, although not considered RECs, the assessment revealed the following areas of potential environmental concern relative to the Site:

1. The Site is the historic location of an oil delivery and oil burner repair facility. Although bulk storage of petroleum products is not known to have occurred, the Site was routinely used for the storage of oil-delivery trucks and the limited storage of petroleum products associated with the operation of Smith Oil Company. This Site use dates from circa 2017 back to circa 1950. Although no releases are documented, there is the potential for historic undocumented releases of oil and/or hazardous material (OHM) to have occurred;
2. The Site is closely neighbored and/or abutted by five historic gasoline filling stations and/or automobile repair facilities with documented releases of OHM. All five properties have groundwater flow documented as being in the general direction of the Site.

Pease International Tradeport, 112 Corporate Drive, Portsmouth, New Hampshire 03801, Tel (603) 436-1490, Fax (603) 436-6037
400 Commercial Street, Suite 404, Portland, Maine 04101, Tel (207) 772-2891
12 Kent Way, Suite 100, Byfield, Massachusetts 01922-1221, Tel (978) 465-1822
60 Valley Street, Building F, Suite 106, Providence, Rhode Island 02909, Tel (401) 433-2160
2127 Hamilton Avenue, Hamilton, New Jersey 08619, Tel (609) 584-0090

Mr. Eric Katz and Mr. Jay Finnegan
Stonegate Construction Corporation

Although these properties are listed as “closed” by the Massachusetts Department of Environmental Protection (MassDEP), two have activity and use limitations (AULs), including an abutting property, indicating that contaminants remain on these properties in excess of applicable state standards. These inferred upgradient properties have the potential to adversely impact the environmental condition of the Site;

3. An extensive area of apparent fill materials occupies the central and southern portion of the Site. Ransom observed concrete, asphalt, stone, and metal associated with the fill materials. Filled areas are now wooded, indicating the placement of fill was conducted years ago. The origin(s) of the fill materials are unknown; as such, there is the potential for OHM to be associated with these placed fill soils/materials;
4. The Site is abutted by a commercial property which has housed a dry-cleaning operation from present day dating back to at least 1992. Although no releases are documented at this abutting property, it is possible for undocumented releases to have occurred that given the inferred upgradient position relative to the Site, would have the potential for adverse impacts to the environmental condition of the Site; and
5. Ransom observed OHM stored within the interior spaces of the Site buildings including two drums with unconfirmed contents, a half-full 275-gallon heating oil aboveground storage tank (AST), and various smaller OHM containers. These OHM containers should be removed and properly disposed of in compliance with current local and state regulations.

Ransom concluded that additional investigation was warranted at the Site to further address the identified areas of potential environmental concern. Ransom recommended the completion of an LSI to assess potential adverse impacts to Site soils and/or groundwater from the identified areas of potential environmental concern.

To evaluate current soil and groundwater conditions, Ransom observed the advancement of eight soil borings, the installation of monitoring wells in four of the borings, and the collection and chemical analysis of soil and groundwater samples.

No Extractable petroleum hydrocarbons (EPH), polycyclic aromatic hydrocarbons (PAHs), Volatile petroleum hydrocarbons (VPH), volatile organic compounds (VOCs), Resource Conservation and Recovery Act (RCRA) metals or polychlorinated biphenyls (PCBs) were detected in the soil samples at concentrations exceeding their corresponding RCS-1 Reportable Concentrations (RCs).

No EPH, PAHs, VPH and VOCs were detected in the groundwater samples at concentrations exceeding their corresponding Reportable Concentrations in Groundwater (RCGW)-2 RCs.

Ransom concludes that a reportable condition requiring notification to the MassDEP does not exist and additional investigation is not warranted at this time.

Mr. Eric Katz and Mr. Jay Finnegan
Stonegate Construction Corporation

BACKGROUND

The Site is an approximately 4.31-acre property composed of two contiguous parcels of land, identified by the Town of Reading Assessor's Office as Lot 39 and Lot 40 on Tax Map 12; located at 259 Main Street and 267 Main Street, respectively, in the Town of Reading, Middlesex County, Massachusetts. The 259 Main Street parcel (Lot 39) is currently vacant of structures; a single-family residential building and associated garage were demolished in 2018. The 267 Main Street parcel (Lot 40) is developed with a single-family residential building and a garage/office building most recently utilized as office and storage space for the Smith Oil Company, a family-run oil delivery business (the Site buildings). Both buildings are currently unoccupied. The first documented commercial use of the Site was circa 1950 by the Smith Oil Company, which operated at the Site until circa 2017.

OBJECTIVE

The objective of this project was to evaluate current soil and/or groundwater conditions with respect to the above-referenced areas of potential environmental concern #1 through #4.

FIELD INVESTIGATION

Limited Subsurface Investigation

Soil Boring Advancement

On May 14, 2019, Ransom was on-site with Drilex Environmental (Drilex) of Auburn, Massachusetts to observe the advancement eight soil borings (designated B101 through B108) and the installation of four monitoring wells (designated MW101 through MW104) installed in borings B101, B104, B105 and B108, respectively. Two of the borings (B101 and B105) were advanced to install monitoring wells MW101 and MW103, respectively, in positions inferred to be downgradient of potential off-site concerns. Borings B102, B103 (completed as monitoring well MW102) and B104 were advanced in positions to address historic on-site uses of OHM. The other three borings (B106, B107 and B108) were advanced within the areas of historic filling on the Site. In addition, monitoring well MW104 (installed in boring B108) was advanced in an inferred downgradient location on the Site. The locations and designations of the soil borings and monitoring wells are depicted on Figure 2.

The soil borings were advanced to depths of 10 to 15 feet below the ground surface (bgs) and were advanced using Geoprobe® direct-push drilling techniques. Soil samples were collected continuously in 5-foot macrocore sleeves. During the drilling, soils were visually classified in the field by Ransom based on a modified Burmeister Soil Classification System. Ransom personnel also screened the soil samples in the field for the presence of organic vapors using an instrument equipped with a photoionization detector (PID). No Geoprobe® drilling refusal was encountered in the borings advanced. Groundwater was encountered in the borings at depths ranging from 5 feet to 7 feet below grade.

No obvious visual or olfactory evidence of petroleum contamination was noted during the advancement of the soil borings. No organic vapor concentrations were detected in the soil samples collected at

Mr. Eric Katz and Mr. Jay Finnegan
Stonegate Construction Corporation

concentrations above 1 part per million by volume (ppmv), the practical detection limit of the PID-equipped instrument. Soil sample descriptions and the field screening results are included on the soil boring logs provided as Attachment A.

Soil Sampling and Chemical Analysis

The soil samples were collected from depth intervals ranging from 2.5 to 10 feet bgs. The soil samples were collected directly from the macrocore sleeves and transferred into laboratory-prepared and preserved (when applicable) glassware and delivered on ice under chain-of-custody protocol to Alpha Analytical, Inc. (Alpha) of Westborough, Massachusetts, for analysis.

Soil samples were collected from selected soil borings and submitted to Alpha for analysis for the following:

1. VPH, including the target VOCs by the MassDEP Method (B103 through B106);
2. EPH, excluding the target PAHs, by the MassDEP Method (B103 through B106);
3. VOCs by United States Environmental Protection Agency (U.S. EPA) Method 8260C (B103 through B106);
4. RCRA Metals by U.S. EPA methods (B103 through B106); and
5. PCBs by U.S. EPA Method (B103 and B107).

Groundwater Monitoring Well Installation

Groundwater monitoring wells (designated MW101 through MW104) were installed in four of the soil borings (B101, B104, B105 and B108, respectively). Monitoring wells were constructed of 2-inch-diameter polyvinyl chloride (PVC) with 7 to 10 feet of factory-slotted well screen, depending on depths to groundwater observed in each boring. Well construction details are provided on the boring logs included as Attachment A.

After installation, Ransom developed the wells to restore natural permeability of the formation by removing approximately ten well volumes of water each, or until dry, using a disposable PVC bailer.

Groundwater Sampling and Chemical Analysis

After developing the monitoring wells, Ransom allowed the groundwater wells to recharge for approximately 48 hours prior to sampling. The initial slug of purge water was observed for the presence of light non-aqueous phase liquid (LNAPL) (none observed), and then each well was purged using a peristaltic pump and dedicated polyethylene tubing until stabilization of temperature and specific conductance was achieved. Each well was purged for approximately twenty minutes prior to sample collection.

Mr. Eric Katz and Mr. Jay Finnegan
Stonegate Construction Corporation

The samples were dispensed into laboratory-prepared and preserved (when applicable) glassware and delivered on ice under chain-of-custody protocol to Alpha.

The groundwater samples were submitted to Alpha for analysis for the following:

1. VPH, including the target VOCs by the MassDEP Method (MW101 through MW104);
2. EPH, including the target PAHs, by the MassDEP Method (MW101 through MW104);
3. VOCs by U.S. EPA Method 8260C (MW101 through MW104); and
4. Dissolved RCRA metals (MW102 and MW104).

RESULTS OF LIMITED SUBSURFACE INVESTIGATION

Site Geology and Hydrology

Soils encountered during the LSI generally consisted of fine to medium sands and lesser varying amounts of fine to medium gravel. Coal and coal ash were observed in the fill materials observed in five of the borings (SB101, SB104, SB106, SB107 and SB105) advanced on the Site. No Geoprobe® boring refusal was encountered to 15 feet bgs in the eight borings advanced on the Site. Groundwater was measured in the four monitoring wells installed on the Site at depths ranging from 2.59 feet to 7.91 feet bgs.

Soil Sample Analytical Results

As shown in Table 1A and 1B, EPH fractions were detected in the soil samples collected from borings SB104, SB106, SB107 and/or SB108 at concentrations of up to 312 milligrams per kilogram (mg/kg). EPH fractions were not detected in the sample collected from soil boring SB102 or SB103 at concentrations above the laboratory reporting limits.

The PAHs acenaphthene, fluoranthene, naphthalene, benzo(a)anthracene, benzo(a)pyrene, benzo(b)fluoranthene, benzo(k)fluoranthene, chrysene, acenaphthylene, anthracene, benzo(g,h,i)perylene, fluorene, phenanthrene, dibenzo(a,h)anthracene, indeno(1,2,3-cd)pyrene, 2-methylnaphthalene and pyrene were detected in the soil sample collected from boring SB104 at concentrations ranging from an estimated 1.84 to 49.3 mg/kg.

No PAHs were detected in the soil samples collected from the other borings at concentrations above laboratory reporting limits.

No VPH fractions were detected in the soil samples collected from the borings at concentrations above laboratory reporting limits.

The VOCs acetone and/or naphthalene were detected in the soil samples collected from borings SB102, SB103, SB104, SB107 and SB108 at concentrations ranging from 0.0039 to 0.546 mg/kg.

Mr. Eric Katz and Mr. Jay Finnegan
Stonegate Construction Corporation

The metals arsenic, barium, cadmium, chromium and/or lead were detected in the soil samples collected from borings at concentrations ranging from 0.498 to 96.9 mg/kg. The metals mercury, selenium and silver were not detected in the soil samples at concentrations above the laboratory reporting limits.

No PCBs were detected in the soil samples collected from borings SB103 and SB106 at concentrations above laboratory reporting limits.

The results of the ash determination for the soil sample collected from soil boring SB104 show that coal is present in the fill material.

A copy of the laboratory report is included as Attachment B.

Groundwater Sample Analytical Results

As shown in Table 2, EPH and VPH were not detected in the groundwater samples at concentrations above their corresponding laboratory reporting limits. Target PAHs naphthalene, 2-methylnaphthalene and/or phenanthrene were detected in the groundwater samples collected from monitoring wells MW101, MW102 and/or MW104.

A copy of the laboratory report is included as Attachment B.

REGULATORY STATUS

In an effort to put the concentrations of contaminants detected in the soil and groundwater samples into perspective and to evaluate the regulatory status of the Site, Ransom compared contaminant concentrations to their corresponding RCs as provided by the Massachusetts Contingency Plan (MCP).

Selection of Soil and Groundwater Reporting Categories

Soil

Because the Site is located within 500 feet of residential or residentially zoned land, reporting category RCS-1 applies to soil contaminants.

Groundwater

Because the Site is not located within a current or potential drinking water resource, reporting category RCGW-2 applies to groundwater contaminants.

Comparison to Reportable Concentrations

Soil

As shown in Table 1, the PAHs naphthalene, acenaphthene, benzo(a)pyrene, benzo(b)fluoranthene, benzo(a)anthracene, acenaphthylene, phenanthrene, and dibenzo(a,h)anthracene were detected in the soil

Mr. Eric Katz and Mr. Jay Finnegan
Stonegate Construction Corporation

sample collected from boring SB104 at concentrations which exceed their corresponding RCS-1 RCs. However, as provided by 310 CMR 40.0317(9), releases of OHM related to coal, coal ash or wood ash are NOT reportable. Based on the presence of coal and coal ash observed in the fill material at the Site, and the specific observation of coal in soil from boring SB104, Ransom concludes that the elevated concentrations of PAHs in the soil sample collected from boring SB104 do not constitute a MassDEP reportable condition.

As also shown in Table 2, EPH, PAHs, VPH, VOCs, RCRA metals and PCBs were not detected in the soil samples at concentrations exceeding their corresponding RCS-1 RCs.

Groundwater

As shown in Table 2, EPH, PAHs, VPH and VOCs were not detected in the groundwater samples at concentrations exceeding their corresponding RCGW-2 RCs.

CONCLUSIONS

Based on the results of this investigation, Ransom concludes that a condition requiring MassDEP notification does not exist at the Site and no additional investigation is warranted at this time.

However, if soils are disturbed during Site redevelopment, these soils will likely require off-site disposal at a licensed disposal facility. Additional sampling and analyses of these soils may be required by the receiving facility and additional disposal costs will likely be incurred.

If you have any questions regarding this letter or the conclusions drawn herein, please feel free to call us.

Sincerely,

RANSOM CONSULTING, INC.



John M. Ouellette
Project Manager

Elizabeth M. Ransom, P.G.
Senior Project Manager

JMO/EMR:jar
Attachments

TABLE 1A: SUMMARY OF SOIL SAMPLE CHEMICAL ANALYSIS RESULTS

Phase II Limited Subsurface Investigation
 Stonegate Construction Corporation Property
 259-267 Main Street
 Reading, Massachusetts

Boring Identification	SB102	SB103	SB104	SB106	SB106	MCP Reportable Concentration
Sample Identification	SB102-S1	SB103-S2	SB104-S2	SB106-S1	SB106-S2	
Sample Depth (feet bgs)	3-5	5-6	5-7	1-5	8-10	
Target Volatile Organic Compounds (VOCs)	Concentrations in Milligrams per Kilogram (mg/kg)					
naphthalene	BRL (0.047)	BRL (0.48)	0.546	NA	BRL (0.487)	4
all other Target VOCs	BRL (0.047 - 0.094)	BRL (0.048 - 0.097)	BRL (0.05 - 0.1)	NA	BRL (0.049 - 0.97)	--
VOCs	Concentrations in mg/kg					
acetone	0.019	0.110	0.018	NA	BRL (0.007)	6
naphthalene	BRL (0.0027)	BRL (0.0057)	0.0039	NA	BRL (0.0028)	4
all other VOCs	BRL (0.00035 - 0.055)	BRL (0.00071 - 0.0110)	BRL (0.00032 - 0.051)	NA	BRL (0.00035 - 0.056)	--
Extractable Petroleum Hydrocarbons (EPH)	Concentrations in mg/kg					
C ₉ -C ₁₈ aliphatics	BRL (7.38)	BRL (7.92)	BRL (36.9)	BRL (7.64)	BRL (7.24)	1,000
C ₁₉ -C ₃₆ aliphatics	BRL (7.38)	BRL (7.92)	66.1	BRL (7.64)	15.8	3,000
C ₁₁ -C ₂₂ aromatics	BRL (7.38)	BRL (7.92)	312	28.4	23.7	1,000
Semi-VOCs (SVOCs)	Concentrations in mg/kg					
acenaphthene	BRL (0.369)	BRL (0.396)	6.67	BRL (0.382)	BRL (0.362)	4
fluoranthene	BRL (0.369)	BRL (0.396)	33.9	BRL (0.382)	BRL (0.362)	1,000
naphthalene	BRL (0.369)	BRL (0.396)	8.30	BRL (0.382)	BRL (0.362)	4
benzo(a)anthracene	BRL (0.369)	BRL (0.396)	13.6	BRL (0.382)	BRL (0.362)	7
benzo(a)pyrene	BRL (0.369)	BRL (0.396)	10.7	BRL (0.382)	BRL (0.362)	2
benzo(b)fluoranthene	BRL (0.369)	BRL (0.396)	8.88	BRL (0.382)	BRL (0.362)	7
benzo(k)fluoranthene	BRL (0.369)	BRL (0.396)	9.72	BRL (0.382)	BRL (0.362)	70
chrysene	BRL (0.369)	BRL (0.396)	13.5	BRL (0.382)	BRL (0.362)	70
acenaphthylene	BRL (0.369)	BRL (0.396)	4.38	BRL (0.382)	BRL (0.362)	1
anthracene	BRL (0.369)	BRL (0.396)	10	BRL (0.382)	BRL (0.362)	1,000
benzo(g,h,i)perylene	BRL (0.369)	BRL (0.396)	5.53	BRL (0.382)	BRL (0.362)	1,000

NOTES:

- Samples were collected on May 14, 2019, by Ransom Consulting, Inc. and were analyzed by Alpha Analytical, Inc. of Westborough, Massachusetts.
- Feet bgs = feet below the ground surface.
- BRL () = below reporting limit indicated in parentheses.
- Reportable Concentrations (RCs) taken from 2014 Edition of 310 CMR 40.1600.
- Values in **boldface** type indicate a concentration which exceeds the RCS-1 Reportable Concentration.

TABLE 1A: SUMMARY OF SOIL SAMPLE CHEMICAL ANALYSIS RESULTS

Phase II Limited Subsurface Investigation
 Stonegate Construction Corporation Property
 259-267 Main Street
 Reading, Massachusetts

Boring Identification	SB102	SB103	SB104	SB106	SB106	MCP Reportable Concentration
Sample Identification	SB102-S1	SB103-S2	SB104-S2	SB106-S1	SB106-S2	
Sample Depth (feet bgs)	3-5	5-6	5-7	1-5	8-10	
fluorene	BRL (0.369)	BRL (0.396)	13.4	BRL (0.382)	BRL (0.362)	1,000
phenanthrene	BRL (0.369)	BRL (0.396)	49.3	BRL (0.382)	BRL (0.362)	10
dibenzo(a,h)anthracene	BRL (0.369)	BRL (0.396)	BRL (1.84)	BRL (0.382)	BRL (0.362)	0.7
indeno(1,2,3-cd)pyrene	BRL (0.369)	BRL (0.396)	5.58	BRL (0.382)	BRL (0.362)	7
pyrene	BRL (0.369)	BRL (0.396)	26.9	BRL (0.382)	BRL (0.362)	1,000
2-methylnaphthalene	BRL (0.369)	BRL (0.396)	8.74	BRL (0.382)	BRL (0.362)	0.7
Resource Conservation and Recovery Act (RCRA) Metals	Concentrations in mg/kg					
arsenic	1.26	4.75	5.93	7.05	NA	20
barium	7.92	29.1	31	42.2	NA	1,000
cadmium	BRL (0.466)	BRL (0.476)	BRL (0.44)	BRL (0.441)	NA	70
chromium	5.42	11.1	8.7	10.7	NA	100
lead	BRL (2.33)	31.7	20.1	83.7	NA	200
mercury	BRL (0.074)	BRL (0.078)	BRL (0.075)	BRL (0.073)	NA	20
selenium	BRL (2.3)	BRL (2.38)	BRL (2.2)	BRL (2.21)	NA	400
silver	BRL (0.466)	BRL (0.476)	BRL (0.44)	BRL (0.441)	NA	100
Polychlorinated Biphenyls (PCBs)	Concentrations in mg/kg					
all Aroclors	NA	BRL (0.00388)	NA	BRL (0.0371)	NA	1

NOTES:

1. Samples were collected on May 14, 2019, by Ransom Consulting, Inc. and were analyzed by Alpha Analytical, Inc. of Westborough, Massachusetts.
1. Feet bgs = feet below the ground surface.
2. BRL () = below reporting limit indicated in parentheses.
3. Reportable Concentrations (RCs) taken from 2014 Edition of 310 CMR 40.1600.
4. Values in **boldface** type indicate a concentration which exceeds the RCS-1 Reportable Concentration.

TABLE 1B: SUMMARY OF SOIL SAMPLE CHEMICAL ANALYSIS RESULTS

Phase II Limited Subsurface Investigation
 Stonegate Construction Corporation Property
 259-267 Main Street
 Reading, Massachusetts

Boring Identification	SB107	SB107	SB108	SB108	MCP Reportable Concentrations
Sample Identification	SB107-S1	SB107-S2	SB108-S1	SB108-S2	
Sample Depth (feet bgs)	1-5	8-10	1-5	8-10	RCS-1
Target Volatile Organic Compounds (VOCs)	Concentrations in Milligrams per Kilogram (mg/kg)				
naphthalene	NA	BRL (0.475)	NA	0.449	4
all other Target VOCs	NA	BRL (0.048 - 0.095)	NA	BRL (0.045 - 0.09)	--
VOCs	Concentrations in mg/kg				
acetone	NA	0.023	NA	0.011	6
naphthalene	NA	BRL (0.0027)	NA	0.0034	4
all other VOCs	NA	BRL (0.00034 - 0.054)	NA	BRL (0.00042 to 0.068)	--
Extractable Petroleum Hydrocarbons (EPH)	Concentrations in mg/kg				
C ₉ -C ₁₈ aliphatics	BRL (7.24)	NA	BRL (7)	NA	1,000
C ₁₉ -C ₃₆ aliphatics	15.8	NA	BRL (7)	NA	3,000
C ₁₁ -C ₂₂ aromatics	23.7	NA	32.9	NA	1,000
Semi-VOCs (SVOCs)	Concentrations in mg/kg				
acenaphthene	BRL (0.362)	NA	BRL (0.362)	NA	4
fluoranthene	BRL (0.362)	NA	0.809	NA	1,000
naphthalene	BRL (0.362)	NA	BRL (0.362)	NA	4
benzo(a)anthracene	BRL (0.362)	NA	0.591	NA	7
benzo(a)pyrene	BRL (0.362)	NA	0.503	NA	2
benzo(b)fluoranthene	BRL (0.362)	NA	0.383	NA	7
benzo(k)fluoranthene	BRL (0.362)	NA	0.403	NA	70
chrysene	BRL (0.362)	NA	0.621	NA	70
acenaphthylene	BRL (0.362)	NA	BRL (0.362)	NA	1
anthracene	BRL (0.362)	NA	BRL (0.362)	NA	1,000
benzo(g,h,i)perylene	BRL (0.362)	NA	BRL (0.362)	NA	1,000

NOTES:

1. Samples were collected on May 14, 2019, by Ransom Consulting, Inc. and were analyzed by Alpha Analytical, Inc. of Westborough, Massachusetts.
1. Feet bgs = feet below the ground surface.
2. BRL () = below reporting limit indicated in parentheses.
3. Reportable Concentrations (RCs) taken from 2014 Edition of 310 CMR 40.1600.
4. Values in **boldface** type indicate a concentration which exceeds the RCS-1 Reportable Concentration.

TABLE 1B: SUMMARY OF SOIL SAMPLE CHEMICAL ANALYSIS RESULTS

Phase II Limited Subsurface Investigation
 Stonegate Construction Corporation Property
 259-267 Main Street
 Reading, Massachusetts

Boring Identification	SB107	SB107	SB108	SB108	MCP Reportable Concentrations
Sample Identification	SB107-S1	SB107-S2	SB108-S1	SB108-S2	
Sample Depth (feet bgs)	1-5	8-10	1-5	8-10	RCS-1
fluorene	BRL (0.362)	NA	BRL (0.362)	NA	1,000
phenanthrene	BRL (0.362)	NA	1.37	NA	10
dibenzo(a,h)anthracene	BRL (0.362)	NA	BRL (0.362)	NA	0.7
indeno(1,2,3-cd)pyrene	BRL (0.362)	NA	BRL (0.362)	NA	7
pyrene	BRL (0.362)	NA	1.34	NA	1,000
2-methylnaphthalene	BRL (0.362)	NA	BRL (0.362)	NA	0.7
Resource Conservation and Recovery Act (RCRA) Metals	Concentrations in mg/kg				
arsenic	7.27	NA	10.2	NA	20
barium	42.2	NA	30.5	NA	1,000
cadmium	0.498	NA	BRL (0.427)	NA	70
chromium	12.9	NA	9.23	NA	100
lead	77.3	NA	96.9	NA	200
mercury	BRL (0.07)	NA	BRL (0.069)	NA	20
selenium	BRL (2.15)	NA	BRL (214)	NA	400
silver	BRL (0.429)	NA	BRL (0.427)	NA	100
Polychlorinated Biphenyls (PCBs)	Concentrations in mg/kg				
all Aroclors	NA	NA	NA	BRL (0.0348)	1

NOTES:

1. Samples were collected on May 14, 2019, by Ransom Consulting, Inc. and were analyzed by Alpha Analytical, Inc. of Westborough, Massachusetts.
1. Feet bgs = feet below the ground surface.
2. BRL () = below reporting limit indicated in parentheses.
3. Reportable Concentrations (RCs) taken from 2014 Edition of 310 CMR 40.1600.
4. Values in **boldface** type indicate a concentration which exceeds the RCS-1 Reportable Concentration.

TABLE 2: GROUNDWATER CHEMICAL ANALYSIS RESULTS

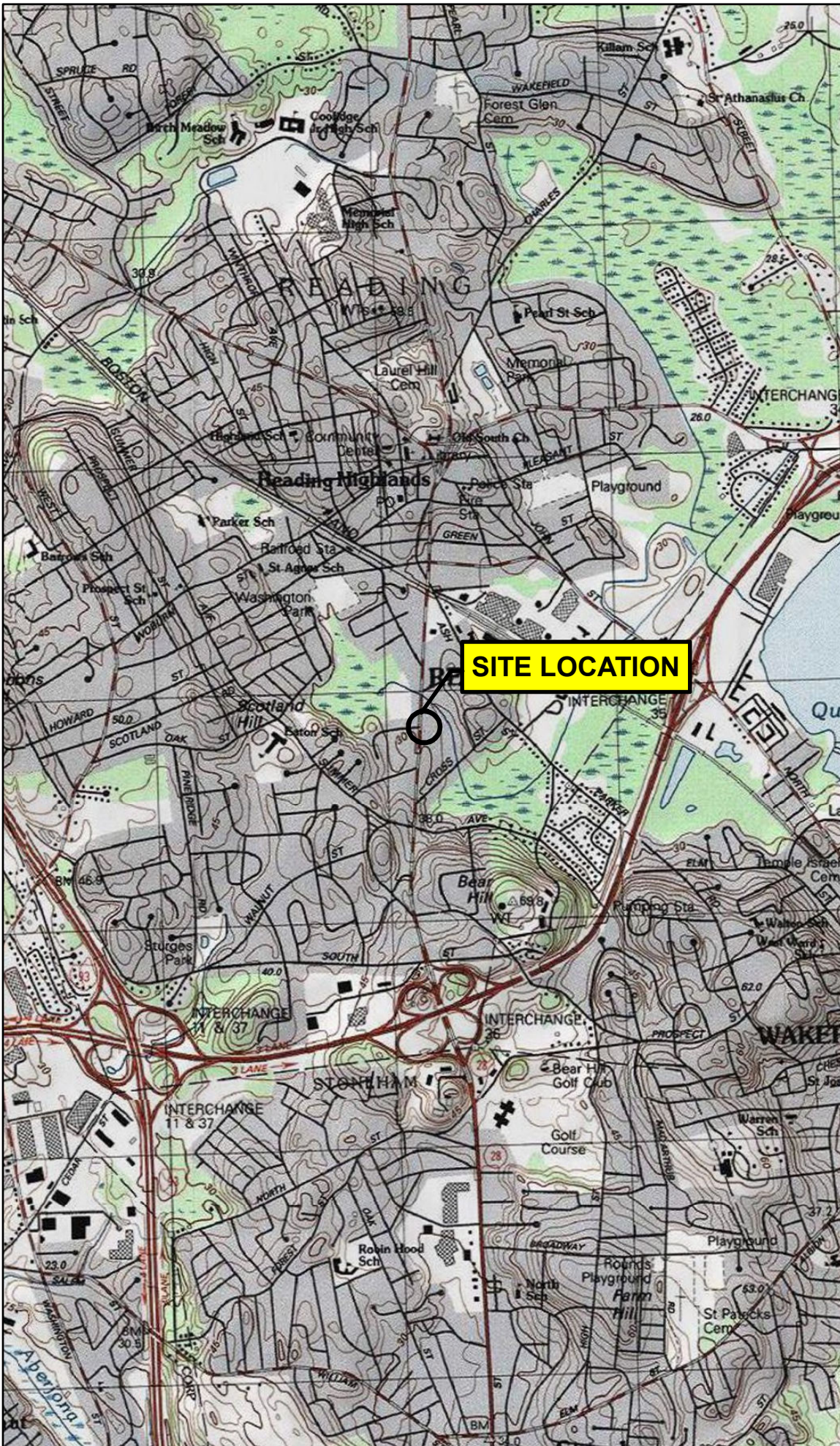
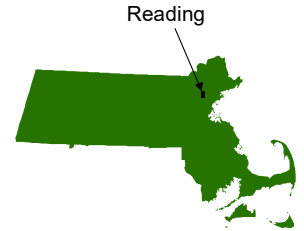
Phase II Limited Subsurface Investigation
 Stonegate Construction Corporation Property
 259-267 Main Street
 Reading, Massachusetts

Well Identification	MW101	MW102	MW103	MW104	MA DEP RCGW-2 Concentrations
Sample Date	05/16/19	05/16/19	05/16/19	05/16/19	
Extractable Petroleum Hydrocarbons (EPH)	Concentrations in Micrograms per Liter (µg/l)				
C ₉ -C ₁₈ aliphatics	BRL (100)	BRL (100)	BRL (100)	BRL (100)	5,000
C ₁₉ -C ₃₆ aliphatics	BRL (100)	BRL (100)	BRL (100)	BRL (100)	50,000
C ₁₁ -C ₂₂ aromatics	BRL (100)	BRL (100)	BRL (100)	BRL (100)	5,000
Target Polynuclear Aromatic Hydrocarbons (PAHs)	Concentrations in µg/l				
naphthalene	0.518	0.588	BRL (0.4)	3.17	700
2-methylnaphthalene	BRL (0.4)	BRL (0.4)	BRL (0.4)	1.77	2,000
phenanthrene	BRL (0.4)	BRL (0.4)	BRL (0.4)	0.676	10,000
All other Target PAHs	BRL (0.4)	BRL (0.4)	BRL (0.4)	0.676	--
Volatile Petroleum Hydrocarbons (VPH)	Concentrations in µg/l				
C ₅ -C ₈ aliphatics	BRL (50)	BRL (50)	BRL (50)	BRL (50)	3,000
C ₉ -C ₁₂ aliphatics	BRL (50)	BRL (50)	BRL (50)	BRL (50)	5,000
C ₉ -C ₁₀ aromatics	BRL (50)	BRL (50)	BRL (50)	BRL (50)	4,000
Target Volatile Organic Compounds (VOCs)	Concentrations in µg/l				
naphthalene	0.518	BRL (4)	BRL (4)	BRL (4)	700
all other Target VOCs	BRL (2-4)	BRL (2-4)	BRL (2-4)	BRL (2-4)	--
VOCs	Concentrations in µg/l				
naphthalene	BRL (2)	BRL (2)	BRL (2)	4.1	700
all other VOCs	BRL (0.4-250)	BRL (0.4-250)	BRL (0.4-250)	BRL (0.4-250)	--

NOTES:

1. The samples were collected by Ransom Consulting, Inc. on May 16, 2019 and were analyzed by Alpha Analytical, Inc., of Westborough, Massachusetts.
2. BRL = below reporting limit provided in parenthesis. NA = not analyzed.
3. MCP-RCGW-1 Reportable Concentrations taken from 310 CMR 40.1600.

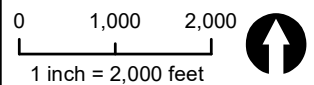
Regional Locator Map



Notes

1. Data Source: USGS National Map Seamless Server, 24K DRG, 1/3" NED
2. USGS Quad Name: Reading and Boston North, Massachusetts
3. Latitude: 42°30'52"N
 Longitude: 71°06'12.6"W.

Scale and Orientation



Prepared For

Stonegate Construction Corporation
 c/o Katz Group
 273 Corporate Drive
 Suite 150
 Portsmouth, New Hampshire










Site Address

Residential/Commercial Property
 259-267 Main Street
 Reading, Massachusetts

191.05009.002 May 2019

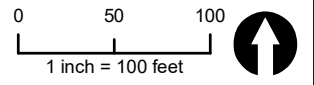
Figure 1
 Site Location Map

Legend & Notes

-  Site Boundary
-  Parcel Boundary
-  Approximate Extent of Fill Material
-  Stream
-  Sewer Easement
-  Soil Boring / Monitoring Well
-  Soil Boring
-  Groundwater Elevation Contour (5/16/19)
-  Groundwater Flow Direction (5/16/19)
- (93.80)** Top of PVC Elevation
- (91.21)** Groundwater Elevation

- Notes
1. USGS. High Resolution Orthoimagery, 2014.
 2. Some features are approximate in location and scale
 3. This plan has been prepared for Stonegate Construction Corporation. All other uses are not authorized unless written permission is obtained from Ransom Consulting, Inc.

Scale and Orientation



Prepared For

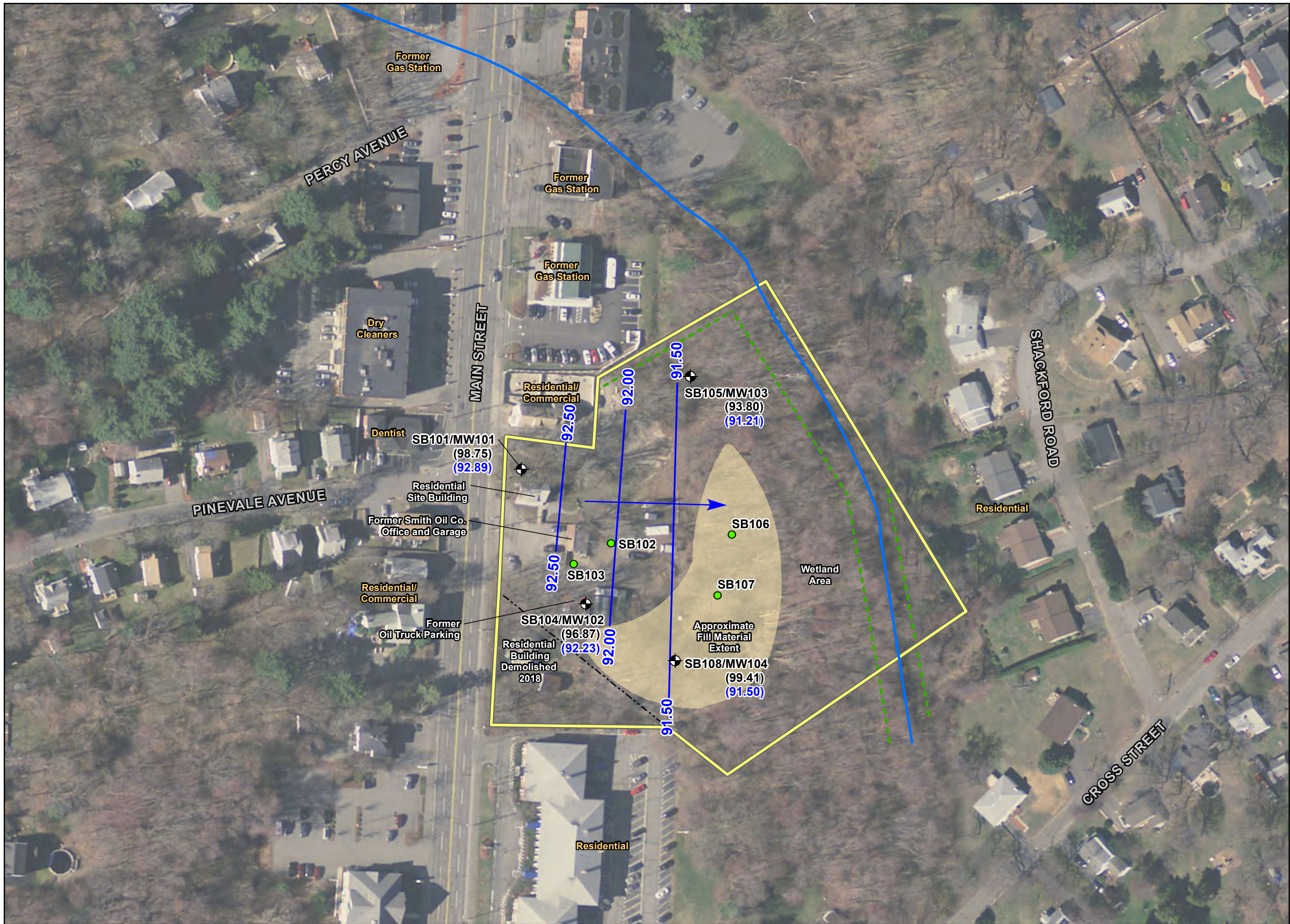
Stonegate Construction Corporation
c/o Katz Group
273 Corporate Drive
Suite 150
Portsmouth, New Hampshire

Site Address

Residential/Commercial Property
259-267 Main Street
Reading, Massachusetts

191.05009.002 | May 2019

Figure 2
Inferred Groundwater
Flow Direction



ATTACHMENT A

Soil Boring and Monitoring Well Construction Logs

Phase II Limited Subsurface Investigation
Stonegate Construction Corporation Property
259-267 Main Street
Reading, Massachusetts

BORING AND MONITORING WELL LOG: B101/MW101

Reviewed by: <i>[Signature]</i>	Total Depth: 15 Feet	Logged By: CRW
Date Reviewed: 5-29-19	Boring Diameter: 2 Inches	Date Drilled: 5/14/19 to 5/14/19
GW Observed at: 7.5 Feet	Well Stickup: Flush	Driller: Drilrex Environmental

DEPTH	DESCRIPTION (Based on a modified Burmister Soil Classification System)	SAMPLE	SAMPLE NUMBER	BLOW COUNTS (per 6 inches)	PENETRATION/RECOVERY	PID (ppm)	DEPTH	WELL CONSTRUCTION
0-5'	S1 (0-5') 2" TOPSOIL, over 18" brown, fine to medium SAND, some fine to medium gravel, over 5" COAL/ASH/URBAN FILL, over 11" brown, fine to medium SAND, some fine to medium gravel, little organics.	[Cross-hatch pattern]	S1	NA	60/36	<1	0-5'	[Cross-hatch pattern]
5-10'	S2 (5-10') 42" Brown, fine to medium SAND, some fine to medium gravel, over 4" gray, fine to medium SAND, some fine to medium gravel.	[Solid black]	S2	NA	60/46		5-10'	[Solid black]
10-15'	S3 (10-15') 42" Brown, fine to medium SAND, some fine to medium gravel, over 18" gray, fine to coarse SAND and fine to medium GRAVEL.	[Cross-hatch pattern]	S3	NA	60/60		10-15'	[Cross-hatch pattern]
15'	End of boring 15'						15'	

LEGEND:

Filter Sand	Native Fill	Bentonite	Bentonite Grout	Concrete	PVC Screen	Solid PVC Riser

<p>NOTES:</p> <ol style="list-style-type: none"> Boring advanced using Geoprobe® direct-push techniques. Sample designated with solid fill submitted for laboratory analysis. Well finished with locking, flush-mounted roadbox cemented into ground. NA=not applicable; NE=not encountered. 	<p>CLIENT: Stonegate Const. Corp. c/o The Katz Group</p>
	<p>SITE: 259-267 Main Street Reading, MA</p>
	<p>Project No.: 191.05009.002 Page: 1</p>



BORING LOG:

B102

Reviewed By: <i>[Signature]</i>	Total Depth: 10 Feet	Logged By: CRW
Date Reviewed: 5.29.19	Boring Diameter: 2 Inches	Date Drilled: 5/14/19 to 5/14/19
GW Observed at: 5 Feet	Well Stickup: Flush	Driller: Drilex Environmental

DEPTH	DESCRIPTION (Based on a modified Burmister Soil Classification System)	SAMPLE	SAMPLE NUMBER	BLOW COUNTS (per 6 inches)	PENETRATION/RECOVERY	PID (ppmv)	DEPTH
	S1 (0-5') 2" TOPSOIL, over 15" brown, fine to medium SAND, some fine to medium gravel, over 15" dark brown, organic SILT, over 10" dark brown, fine to coarse SAND and fine to medium gravel.		S1	NA	60/42	<1	
5	S2 (5-10') Brown, fine to coarse SAND, some fine to medium gravel, wet.						5
			S2	NA	60/40	<1	
10	End of boring 10'.						10
15							15

NOTES:

- Boring advanced using Geoprobe® direct-push techniques.
- Sample designated with solid fill submitted for laboratory analysis.
- NA=not applicable; NE=not encountered.

CLIENT:

Stonegate Const. Corp. c/o The Katz Group

SITE:

259-267 Main Street
Reading, MA

Project No.: 191.05009.002

Page: 1

BORING LOG:

B103

Reviewed By: <i>[Signature]</i>	Total Depth: 10 Feet	Logged By: CRW
Date Reviewed: 5.29.19	Boring Diameter: 2 Inches	Date Drilled: 5/14/19 to 5/14/19
GW Observed at: 6 Feet	Well Stickup: Flush	Driller: Drillex Environmental

DEPTH	DESCRIPTION (Based on a modified Burmister Soil Classification System)	SAMPLE	SAMPLE NUMBER	BLOW COUNTS (per 6 inches)	PENETRATION/RECOVERY	PID (ppmv)	DEPTH
	S1 (0-5') 2" TOPSOIL, over 18" dark brown, fine to medium SAND, some fine to medium gravel, over 6" STONE, over 4" black PEAT.		S1	NA	60/30	<1	
5	S2 (5-10') 33" Gray, fine SAND and SILT, over 5" tan, fine to coarse SAND and fine to medium GRAVEL.		S2	NA	60/38	<1	5
10	End of boring 10'.						10
15							15

NOTES:
 1. Boring advanced using Geoprobe® direct-push techniques.
 2. Sample designated with solid fill submitted for laboratory analysis.
 3. NA=not applicable; NE=not encountered.

CLIENT:
 Stonegate Const. Corp. c/o The Katz Group

SITE:
 259-267 Main Street
 Reading, MA

Project No.: 191.05009.002 Page: 1

BORING AND MONITORING WELL LOG: B104/MW102

Reviewed by: <i>JW</i>	Total Depth: 13 Feet	Logged By: CRW
Date Reviewed: 5.29.19	Boring Diameter: 2 Inches	Date Drilled: 5/14/19 to 5/14/19
GW Observed at: 6 Feet	Well Stickup: Flush	Driller: Drilrex Environmental

DEPTH	DESCRIPTION (Based on a modified Burmister Soil Classification System)	SAMPLE	SAMPLE NUMBER	BLOW COUNTS (per 6 inches)	PENETRATION/ RECOVERY	PID (ppm)	DEPTH	WELL CONSTRUCTION
	S1 (0-5') 2" TOPSOIL, over 12" brown, fine to medium SAND, some fine to medium gravel, over 10" gray/brown, fine to medium SAND, COAL and crushed STONE.		S1	NA	60/24	<1		
5	S2 (5-10') 8" Gray/brown, fine to medium SAND, COAL and crushed STONE, over 2" gray, fine SAND and SILT, over 26" tan, fine to coarse SAND and fine to medium GRAVEL.		S2	NA	60/36	<1	5	
10	Drill to 13', presumed to be simalar material.						10	
15	End of boring 13'.						15	

LEGEND:

Filter Sand	Native Fill	Bentonite	Bentonite Grout	Concrete	PVC Screen	Solid PVC Riser

<p>NOTES:</p> <ol style="list-style-type: none"> Boring advanced using Geoprobe® direct-push techniques. Sample designated with solid fill submitted for laboratory analysis. Well finished with locking, flush-mounted roadbox cemented into ground. NA=not applicable; NE=not encountered. 	<p>CLIENT: Stonegate Const. Corp. c/o The Katz Group</p>
	<p>SITE:</p> <p>259-267 Main Street Reading, MA</p>
	<p>Project No.: 191.05009.002 Page: 1</p>

BORING AND MONITORING WELL LOG: B105/MW103

Reviewed by: <i>JW</i>	Total Depth: 10 Feet	Logged By: CRW
Date Reviewed: 5-29-19	Boring Diameter: 2 Inches	Date Drilled: 5/14/19 to 5/14/19
GW Observed at: 5 Feet	Well Stickup: Flush	Driller: Drilex Environmental

DEPTH	DESCRIPTION (Based on a modified Burmister Soil Classification System)	SAMPLE	SAMPLE NUMBER	BLOW COUNTS (per 6 inches)	PENETRATION/ RECOVERY	PID (ppm)	DEPTH	WELL CONSTRUCTION
	S1 (0-5') 2" TOPSOIL, over 8" dark brown, silty SAND, over 12" gray, fine to coarse SAND and fine to medium GRAVEL, over 16" brown, fine to coarse SAND.		S1	NA	60/38	<1		
5	S2 (5-10') Brown, fine to coarse SAND.		S2	NA	60/51	<1	5	
10	End of boring 10'.						10	
15							15	

LEGEND:



Filter Sand	Native Fill	Bentonite	Bentonite Grout	Concrete	PVC Screen
					Solid PVC Riser

<p>NOTES:</p> <ol style="list-style-type: none"> Boring advanced using Geoprobe® direct-push techniques. Sample designated with solid fill submitted for laboratory analysis. Well finished with locking, flush-mounted roadbox cemented into ground. NA=not applicable; NE=not encountered. 	<p>CLIENT: Stonegate Const. Corp. c/o The Katz Group</p>
	<p>SITE: 259-267 Main Street Reading, MA</p>
	<p>Project No.: 191.05009.002 Page: 1</p>

BORING LOG:

B106

Reviewed By: <i>JW</i>	Total Depth: 10 Feet	Logged By: CRW
Date Reviewed: 5.29.19	Boring Diameter: 2 Inches	Date Drilled: 5/14/19 to 5/14/19
GW Observed at: NE	Well Stickup: Flush	Driller: Drilex Environmental

DEPTH	DESCRIPTION (Based on a modified Burmister Soil Classification System)	SAMPLE	SAMPLE NUMBER	BLOW COUNTS (per 6 inches)	PENETRATION RECOVERY	PID (ppmv)	DEPTH
	S1 (0-5') 3" TOPSOIL, over 20" brown, fine to medium SAND, some fine to medium gravel and coal.		S1	NA	60/23		
5	S2 (5-10') 3" Brown, fine to medium SAND, over 6" fine to medium STONE, over 6" brown PEAT, over 16" brown, fine to medium SAND, some fine to medium gravel, over 5" gray, fine to medium SAND and SILT.		S2	NA	60/36		5
10	End of boring 10'.						10
15							15

<p>NOTES:</p> <ol style="list-style-type: none"> Boring advanced using Geoprobe® direct-push techniques. Sample designated with solid fill submitted for laboratory analysis. NA=not applicable; NE=not encountered. 	<p>CLIENT: Stonegate Const. Corp. c/o The Katz Group</p>
	<p>SITE: 259-267 Main Street Reading, MA</p>
	<p>Project No.: 191.05009.002</p>
	<p>Page: 1</p>



BORING LOG:

B107

Reviewed By: <i>JW</i>	Total Depth: 10 Feet	Logged By: CRW
Date Reviewed: 5.29.19	Boring Diameter: 2 Inches	Date Drilled: 5/14/19 to 5/14/19
GW Observed at: NE	Well Stickup: Flush	Driller: Drilex Environmental

DEPTH	DESCRIPTION (Based on a modified Burmister Soil Classification System)	SAMPLE	SAMPLE NUMBER	BLOW COUNTS (per 6 inches)	PENETRATION/ RECOVERY	PID (ppmv)	DEPTH
	S1 (0-5') 3" TOPSOIL, over 20" brown, fine to medium SAND, some fine to medium gravel, little coal.		S1	NA	60/23	<1	
5	S2 (5-10') 4" Brown, fine to medium SAND, some fine to medium gravel, over 3" gray STONE, over 10" brown PEAT, over 23" brown, fine to medium SAND, some fine to medium gravel (native till material).		S2	NA	60/40	<1	5
10	End of boring 10'.						10
15							15

<p>NOTES:</p> <ol style="list-style-type: none"> Boring advanced using Geoprobe® direct-push techniques. Sample designated with solid fill submitted for laboratory analysis. NA=not applicable; NE=not encountered. 	<p>CLIENT: Stonegate Const. Corp. c/o The Katz Group</p>
	<p>SITE: 259-267 Main Street Reading, MA</p>
	<p>Project No.: 191.05009.002 Page: 1</p>

BORING AND MONITORING WELL LOG: B108/MW104

Reviewed by: <i>[Signature]</i>	Total Depth: 15 Feet	Logged By: CRW
Date Reviewed: 5-29-19	Boring Diameter: 2 Inches	Date Drilled: 5/14/19 to 5/14/19
GW Observed at: 10 Feet	Well Stickup: Flush	Driller: Drillex Environmental

DEPTH	DESCRIPTION (Based on a modified Burmister Soil Classification System)	SAMPLE	SAMPLE NUMBER	BLOW COUNTS (per 6 inches)	PENETRATION/ RECOVERY	PID (ppm)	DEPTH	WELL CONSTRUCTION
	S1 (0-5') 3" TOPSOIL, over 27" brown, fine to medium SAND, some fine to medium gravel, trace wood and coal.		S1	NA	60/30	<1		
5	S2 (5-10') 26" Brown, fine to medium SAND, some fine to medium gravel, trace wood and coal, over 2" tan, fine to coarse SAND, some fine to medium gravel (native).		S2	NA	60/28	<1	5	
10	S3 (10-15') Tan, fine to coarse SAND, some fine to medium gravel (native).		S3	NA	60/55	<1	10	
15	End of boring 15'.						15	

LEGEND:

Filter Sand	Native Fill	Bentonite	Bentonite Grout	Concrete	PVC Screen	Solid PVC Riser

<p>NOTES:</p> <ol style="list-style-type: none"> Boring advanced using Geoprobe® direct-push techniques. Sample designated with solid fill submitted for laboratory analysis. Well finished with locking, flush-mounted roadbox cemented into ground. NA=not applicable; NE=not encountered. 	<p>CLIENT: Stonegate Const. Corp. c/o The Katz Group</p>
	<p>SITE: 259-267 Main Street Reading, MA</p>
	<p>Project No.: 191.05009.002 Page: 1</p>

ATTACHMENT B

Copies of Laboratory Chemical Analysis Data Reports

Phase II Limited Subsurface Investigation
Stonegate Construction Corporation Property
259-267 Main Street
Reading, Massachusetts



ANALYTICAL REPORT

Lab Number:	L1920797
Client:	Ransom Consulting, Inc. 12 Kent Way Suite 100 Byfield, MA 01922-1221
ATTN:	John Ouellette
Phone:	(401) 258-3615
Project Name:	STONEGATE PROPERTY
Project Number:	191.05009.002
Report Date:	05/28/19

The original project report/data package is held by Alpha Analytical. This report/data package is paginated and should be reproduced only in its entirety. Alpha Analytical holds no responsibility for results and/or data that are not consistent with the original.

Certifications & Approvals: MA (M-MA086), NH NELAP (2064), CT (PH-0574), IL (200077), ME (MA00086), MD (348), NJ (MA935), NY (11148), NC (25700/666), PA (68-03671), RI (LAO00065), TX (T104704476), VT (VT-0935), VA (460195), USDA (Permit #P330-17-00196).

Eight Walkup Drive, Westborough, MA 01581-1019
508-898-9220 (Fax) 508-898-9193 800-624-9220 - www.alphalab.com



Project Name: STONEGATE PROPERTY
Project Number: 191.05009.002

Lab Number: L1920797
Report Date: 05/28/19

Alpha Sample ID	Client ID	Matrix	Sample Location	Collection Date/Time	Receive Date
L1920797-01	MW101	WATER	READING, MA	05/16/19 12:27	05/16/19
L1920797-02	MW102	WATER	READING, MA	05/16/19 11:24	05/16/19
L1920797-03	MW103	WATER	READING, MA	05/16/19 13:55	05/16/19
L1920797-04	MW104	WATER	READING, MA	05/16/19 10:23	05/16/19
L1920797-05	TRIP BLANK	WATER	READING, MA	05/16/19 00:00	05/16/19

Project Name: STONEGATE PROPERTY

Lab Number: L1920797

Project Number: 191.05009.002

Report Date: 05/28/19

MADEP MCP Response Action Analytical Report Certification

This form provides certifications for all samples performed by MCP methods. Please refer to the Sample Results and Container Information sections of this report for specification of MCP methods used for each analysis. The following questions pertain only to MCP Analytical Methods.

An affirmative response to questions A through F is required for "Presumptive Certainty" status		
A	Were all samples received in a condition consistent with those described on the Chain-of-Custody, properly preserved (including temperature) in the field or laboratory, and prepared/analyzed within method holding times?	YES
B	Were the analytical method(s) and all associated QC requirements specified in the selected CAM protocol(s) followed?	YES
C	Were all required corrective actions and analytical response actions specified in the selected CAM protocol(s) implemented for all identified performance standard non-conformances?	YES
D	Does the laboratory report comply with all the reporting requirements specified in CAM VII A, "Quality Assurance and Quality Control Guidelines for the Acquisition and Reporting of Analytical Data?"	YES
E a.	VPH, EPH, and APH Methods only: Was each method conducted without significant modification(s)? (Refer to the individual method(s) for a list of significant modifications).	YES
E b.	APH and TO-15 Methods only: Was the complete analyte list reported for each method?	N/A
F	Were all applicable CAM protocol QC and performance standard non-conformances identified and evaluated in a laboratory narrative (including all "No" responses to Questions A through E)?	YES
A response to questions G, H and I is required for "Presumptive Certainty" status		
G	Were the reporting limits at or below all CAM reporting limits specified in the selected CAM protocol(s)?	YES
H	Were all QC performance standards specified in the CAM protocol(s) achieved?	NO
I	Were results reported for the complete analyte list specified in the selected CAM protocol(s)?	NO
For any questions answered "No", please refer to the case narrative section on the following page(s).		

Please note that sample matrix information is located in the Sample Results section of this report.



Project Name: STONEGATE PROPERTY
Project Number: 191.05009.002

Lab Number: L1920797
Report Date: 05/28/19

Case Narrative

The samples were received in accordance with the Chain of Custody and no significant deviations were encountered during the preparation or analysis unless otherwise noted. Sample Receipt, Container Information, and the Chain of Custody are located at the back of the report.

Results contained within this report relate only to the samples submitted under this Alpha Lab Number and meet NELAP requirements for all NELAP accredited parameters unless otherwise noted in the following narrative. The data presented in this report is organized by parameter (i.e. VOC, SVOC, etc.). Sample specific Quality Control data (i.e. Surrogate Spike Recovery) is reported at the end of the target analyte list for each individual sample, followed by the Laboratory Batch Quality Control at the end of each parameter. Tentatively Identified Compounds (TICs), if requested, are reported for compounds identified to be present and are not part of the method/program Target Compound List, even if only a subset of the TCL are being reported. If a sample was re-analyzed or re-extracted due to a required quality control corrective action and if both sets of data are reported, the Laboratory ID of the re-analysis or re-extraction is designated with an "R" or "RE", respectively.

When multiple Batch Quality Control elements are reported (e.g. more than one LCS), the associated samples for each element are noted in the grey shaded header line of each data table. Any Laboratory Batch, Sample Specific % recovery or RPD value that is outside the listed Acceptance Criteria is bolded in the report. In reference to questions H (CAM) or 4 (RCP) when "NO" is checked, the performance criteria for CAM and RCP methods allow for some quality control failures to occur and still be within method compliance. In these instances, the specific failure is not narrated but noted in the associated QC Outlier Summary Report, located directly after the Case Narrative. QC information is also incorporated in the Data Usability Assessment table (Format 11) of our Data Merger tool, where it can be reviewed in conjunction with the sample result, associated regulatory criteria and any associated data usability implications.

Soil/sediments, solids and tissues are reported on a dry weight basis unless otherwise noted. Definitions of all data qualifiers and acronyms used in this report are provided in the Glossary located at the back of the report.

HOLD POLICY - For samples submitted on hold, Alpha's policy is to hold samples (with the exception of Air canisters) free of charge for 21 calendar days from the date the project is completed. After 21 calendar days, we will dispose of all samples submitted including those put on hold unless you have contacted your Alpha Project Manager and made arrangements for Alpha to continue to hold the samples. Air canisters will be disposed after 3 business days from the date the project is completed.

Please contact Project Management at 800-624-9220 with any questions.

Project Name: STONEGATE PROPERTY
Project Number: 191.05009.002

Lab Number: L1920797
Report Date: 05/28/19

Case Narrative (continued)

MCP Related Narratives

Sample Receipt

L1920797-03: The sample identified as "MW103" on the chain of custody was identified as "MW104" on the container labels for 8260. At the client's request, the sample is reported as "MW103".

Volatile Organics

In reference to question H:

The initial calibration, associated with L1920797-01 through -05, did not meet the method required minimum response factor on the lowest calibration standard for 1,4-dioxane (0.0022) and 4-methyl-2-pentanone (0.0746), as well as the average response factor for 2-butanone, 4-methyl-2-pentanone and 1,4-dioxane. The continuing calibration standard, associated with L1920797-01 through -05, is outside the acceptance criteria for several compounds; however, it is within overall method allowances. A copy of the continuing calibration standard is included as an addendum to this report.


Dissolved Metals

In reference to question I:

All samples were analyzed for a subset of MCP analytes per client request.

I, the undersigned, attest under the pains and penalties of perjury that, to the best of my knowledge and belief and based upon my personal inquiry of those responsible for providing the information contained in this analytical report, such information is accurate and complete. This certificate of analysis is not complete unless this page accompanies any and all pages of this report.

Authorized Signature:

 Michelle M. Morris

Title: Technical Director/Representative

Date: 05/28/19

QC OUTLIER SUMMARY REPORT**Project Name:** STONEGATE PROPERTY**Lab Number:** L1920797**Project Number:** 191.05009.002**Report Date:** 05/28/19

Method	Client ID (Native ID)	Lab ID	Parameter	QC Type	Recovery/RPD (%)	QC Limits (%)	Associated Samples	Data Quality Assessment
MCP Volatile Organics - Westborough Lab								
8260C	Batch QC	WG1239377-3	Bromomethane	LCS	140	70-130	01-05	potential high bias

ORGANICS

VOLATILES

Project Name: STONEGATE PROPERTY
Project Number: 191.05009.002

Lab Number: L1920797
Report Date: 05/28/19

SAMPLE RESULTS

Lab ID: L1920797-01
 Client ID: MW101
 Sample Location: READING, MA

Date Collected: 05/16/19 12:27
 Date Received: 05/16/19
 Field Prep: Not Specified

Sample Depth:

Matrix: Water
 Analytical Method: 97,8260C
 Analytical Date: 05/21/19 13:00
 Analyst: MKS

Parameter	Result	Qualifier	Units	RL	MDL	Dilution Factor
MCP Volatile Organics - Westborough Lab						
Methylene chloride	ND		ug/l	2.0	--	1
1,1-Dichloroethane	ND		ug/l	1.0	--	1
Chloroform	ND		ug/l	1.0	--	1
Carbon tetrachloride	ND		ug/l	1.0	--	1
1,2-Dichloropropane	ND		ug/l	1.0	--	1
Dibromochloromethane	ND		ug/l	1.0	--	1
1,1,2-Trichloroethane	ND		ug/l	1.0	--	1
Tetrachloroethene	ND		ug/l	1.0	--	1
Chlorobenzene	ND		ug/l	1.0	--	1
Trichlorofluoromethane	ND		ug/l	2.0	--	1
1,2-Dichloroethane	ND		ug/l	1.0	--	1
1,1,1-Trichloroethane	ND		ug/l	1.0	--	1
Bromodichloromethane	ND		ug/l	1.0	--	1
trans-1,3-Dichloropropene	ND		ug/l	0.40	--	1
cis-1,3-Dichloropropene	ND		ug/l	0.40	--	1
1,3-Dichloropropene, Total	ND		ug/l	0.40	--	1
1,1-Dichloropropene	ND		ug/l	2.0	--	1
Bromoform	ND		ug/l	2.0	--	1
1,1,2,2-Tetrachloroethane	ND		ug/l	1.0	--	1
Benzene	ND		ug/l	0.50	--	1
Toluene	ND		ug/l	1.0	--	1
Ethylbenzene	ND		ug/l	1.0	--	1
Chloromethane	ND		ug/l	2.0	--	1
Bromomethane	ND		ug/l	2.0	--	1
Vinyl chloride	ND		ug/l	1.0	--	1
Chloroethane	ND		ug/l	2.0	--	1
1,1-Dichloroethene	ND		ug/l	1.0	--	1
trans-1,2-Dichloroethene	ND		ug/l	1.0	--	1

Project Name: STONEGATE PROPERTY

Lab Number: L1920797

Project Number: 191.05009.002

Report Date: 05/28/19

SAMPLE RESULTS

Lab ID: L1920797-01
 Client ID: MW101
 Sample Location: READING, MA

Date Collected: 05/16/19 12:27
 Date Received: 05/16/19
 Field Prep: Not Specified

Sample Depth:

Parameter	Result	Qualifier	Units	RL	MDL	Dilution Factor
MCP Volatile Organics - Westborough Lab						
Trichloroethene	ND		ug/l	1.0	--	1
1,2-Dichlorobenzene	ND		ug/l	1.0	--	1
1,3-Dichlorobenzene	ND		ug/l	1.0	--	1
1,4-Dichlorobenzene	ND		ug/l	1.0	--	1
Methyl tert butyl ether	ND		ug/l	2.0	--	1
p/m-Xylene	ND		ug/l	2.0	--	1
o-Xylene	ND		ug/l	1.0	--	1
Xylenes, Total	ND		ug/l	1.0	--	1
cis-1,2-Dichloroethene	ND		ug/l	1.0	--	1
1,2-Dichloroethene, Total	ND		ug/l	1.0	--	1
Dibromomethane	ND		ug/l	2.0	--	1
1,2,3-Trichloropropane	ND		ug/l	2.0	--	1
Styrene	ND		ug/l	1.0	--	1
Dichlorodifluoromethane	ND		ug/l	2.0	--	1
Acetone	ND		ug/l	5.0	--	1
Carbon disulfide	ND		ug/l	2.0	--	1
Methyl ethyl ketone	ND		ug/l	5.0	--	1
Methyl isobutyl ketone	ND		ug/l	5.0	--	1
2-Hexanone	ND		ug/l	5.0	--	1
Bromochloromethane	ND		ug/l	2.0	--	1
Tetrahydrofuran	ND		ug/l	2.0	--	1
2,2-Dichloropropane	ND		ug/l	2.0	--	1
1,2-Dibromoethane	ND		ug/l	2.0	--	1
1,3-Dichloropropane	ND		ug/l	2.0	--	1
1,1,1,2-Tetrachloroethane	ND		ug/l	1.0	--	1
Bromobenzene	ND		ug/l	2.0	--	1
n-Butylbenzene	ND		ug/l	2.0	--	1
sec-Butylbenzene	ND		ug/l	2.0	--	1
tert-Butylbenzene	ND		ug/l	2.0	--	1
o-Chlorotoluene	ND		ug/l	2.0	--	1
p-Chlorotoluene	ND		ug/l	2.0	--	1
1,2-Dibromo-3-chloropropane	ND		ug/l	2.0	--	1
Hexachlorobutadiene	ND		ug/l	0.60	--	1
Isopropylbenzene	ND		ug/l	2.0	--	1
p-Isopropyltoluene	ND		ug/l	2.0	--	1
Naphthalene	ND		ug/l	2.0	--	1
n-Propylbenzene	ND		ug/l	2.0	--	1

Project Name: STONEGATE PROPERTY
Project Number: 191.05009.002

Lab Number: L1920797
Report Date: 05/28/19

SAMPLE RESULTS

Lab ID: L1920797-01
 Client ID: MW101
 Sample Location: READING, MA

Date Collected: 05/16/19 12:27
 Date Received: 05/16/19
 Field Prep: Not Specified

Sample Depth:

Parameter	Result	Qualifier	Units	RL	MDL	Dilution Factor
MCP Volatile Organics - Westborough Lab						
1,2,3-Trichlorobenzene	ND		ug/l	2.0	--	1
1,2,4-Trichlorobenzene	ND		ug/l	2.0	--	1
1,3,5-Trimethylbenzene	ND		ug/l	2.0	--	1
1,2,4-Trimethylbenzene	ND		ug/l	2.0	--	1
Diethyl ether	ND		ug/l	2.0	--	1
Diisopropyl Ether	ND		ug/l	2.0	--	1
Ethyl-Tert-Butyl-Ether	ND		ug/l	2.0	--	1
Tertiary-Amyl Methyl Ether	ND		ug/l	2.0	--	1
1,4-Dioxane	ND		ug/l	250	--	1

Surrogate	% Recovery	Qualifier	Acceptance Criteria
1,2-Dichloroethane-d4	92		70-130
Toluene-d8	98		70-130
4-Bromofluorobenzene	109		70-130
Dibromofluoromethane	97		70-130

Project Name: STONEGATE PROPERTY
Project Number: 191.05009.002

Lab Number: L1920797
Report Date: 05/28/19

SAMPLE RESULTS

Lab ID: L1920797-02
 Client ID: MW102
 Sample Location: READING, MA

Date Collected: 05/16/19 11:24
 Date Received: 05/16/19
 Field Prep: Refer to COC

Sample Depth:

Matrix: Water
 Analytical Method: 97,8260C
 Analytical Date: 05/21/19 13:30
 Analyst: MKS

Parameter	Result	Qualifier	Units	RL	MDL	Dilution Factor
MCP Volatile Organics - Westborough Lab						
Methylene chloride	ND		ug/l	2.0	--	1
1,1-Dichloroethane	ND		ug/l	1.0	--	1
Chloroform	ND		ug/l	1.0	--	1
Carbon tetrachloride	ND		ug/l	1.0	--	1
1,2-Dichloropropane	ND		ug/l	1.0	--	1
Dibromochloromethane	ND		ug/l	1.0	--	1
1,1,2-Trichloroethane	ND		ug/l	1.0	--	1
Tetrachloroethene	ND		ug/l	1.0	--	1
Chlorobenzene	ND		ug/l	1.0	--	1
Trichlorofluoromethane	ND		ug/l	2.0	--	1
1,2-Dichloroethane	ND		ug/l	1.0	--	1
1,1,1-Trichloroethane	ND		ug/l	1.0	--	1
Bromodichloromethane	ND		ug/l	1.0	--	1
trans-1,3-Dichloropropene	ND		ug/l	0.40	--	1
cis-1,3-Dichloropropene	ND		ug/l	0.40	--	1
1,3-Dichloropropene, Total	ND		ug/l	0.40	--	1
1,1-Dichloropropene	ND		ug/l	2.0	--	1
Bromoform	ND		ug/l	2.0	--	1
1,1,2,2-Tetrachloroethane	ND		ug/l	1.0	--	1
Benzene	ND		ug/l	0.50	--	1
Toluene	ND		ug/l	1.0	--	1
Ethylbenzene	ND		ug/l	1.0	--	1
Chloromethane	ND		ug/l	2.0	--	1
Bromomethane	ND		ug/l	2.0	--	1
Vinyl chloride	ND		ug/l	1.0	--	1
Chloroethane	ND		ug/l	2.0	--	1
1,1-Dichloroethene	ND		ug/l	1.0	--	1
trans-1,2-Dichloroethene	ND		ug/l	1.0	--	1

Project Name: STONEGATE PROPERTY**Lab Number:** L1920797**Project Number:** 191.05009.002**Report Date:** 05/28/19**SAMPLE RESULTS**

Lab ID: L1920797-02

Date Collected: 05/16/19 11:24

Client ID: MW102

Date Received: 05/16/19

Sample Location: READING, MA

Field Prep: Refer to COC

Sample Depth:

Parameter	Result	Qualifier	Units	RL	MDL	Dilution Factor
MCP Volatile Organics - Westborough Lab						
Trichloroethene	ND		ug/l	1.0	--	1
1,2-Dichlorobenzene	ND		ug/l	1.0	--	1
1,3-Dichlorobenzene	ND		ug/l	1.0	--	1
1,4-Dichlorobenzene	ND		ug/l	1.0	--	1
Methyl tert butyl ether	ND		ug/l	2.0	--	1
p/m-Xylene	ND		ug/l	2.0	--	1
o-Xylene	ND		ug/l	1.0	--	1
Xylenes, Total	ND		ug/l	1.0	--	1
cis-1,2-Dichloroethene	ND		ug/l	1.0	--	1
1,2-Dichloroethene, Total	ND		ug/l	1.0	--	1
Dibromomethane	ND		ug/l	2.0	--	1
1,2,3-Trichloropropane	ND		ug/l	2.0	--	1
Styrene	ND		ug/l	1.0	--	1
Dichlorodifluoromethane	ND		ug/l	2.0	--	1
Acetone	ND		ug/l	5.0	--	1
Carbon disulfide	ND		ug/l	2.0	--	1
Methyl ethyl ketone	ND		ug/l	5.0	--	1
Methyl isobutyl ketone	ND		ug/l	5.0	--	1
2-Hexanone	ND		ug/l	5.0	--	1
Bromochloromethane	ND		ug/l	2.0	--	1
Tetrahydrofuran	ND		ug/l	2.0	--	1
2,2-Dichloropropane	ND		ug/l	2.0	--	1
1,2-Dibromoethane	ND		ug/l	2.0	--	1
1,3-Dichloropropane	ND		ug/l	2.0	--	1
1,1,1,2-Tetrachloroethane	ND		ug/l	1.0	--	1
Bromobenzene	ND		ug/l	2.0	--	1
n-Butylbenzene	ND		ug/l	2.0	--	1
sec-Butylbenzene	ND		ug/l	2.0	--	1
tert-Butylbenzene	ND		ug/l	2.0	--	1
o-Chlorotoluene	ND		ug/l	2.0	--	1
p-Chlorotoluene	ND		ug/l	2.0	--	1
1,2-Dibromo-3-chloropropane	ND		ug/l	2.0	--	1
Hexachlorobutadiene	ND		ug/l	0.60	--	1
Isopropylbenzene	ND		ug/l	2.0	--	1
p-Isopropyltoluene	ND		ug/l	2.0	--	1
Naphthalene	ND		ug/l	2.0	--	1
n-Propylbenzene	ND		ug/l	2.0	--	1

Project Name: STONEGATE PROPERTY
Project Number: 191.05009.002

Lab Number: L1920797
Report Date: 05/28/19

SAMPLE RESULTS

Lab ID: L1920797-02
Client ID: MW102
Sample Location: READING, MA

Date Collected: 05/16/19 11:24
Date Received: 05/16/19
Field Prep: Refer to COC

Sample Depth:

Parameter	Result	Qualifier	Units	RL	MDL	Dilution Factor
MCP Volatile Organics - Westborough Lab						
1,2,3-Trichlorobenzene	ND		ug/l	2.0	--	1
1,2,4-Trichlorobenzene	ND		ug/l	2.0	--	1
1,3,5-Trimethylbenzene	ND		ug/l	2.0	--	1
1,2,4-Trimethylbenzene	ND		ug/l	2.0	--	1
Diethyl ether	ND		ug/l	2.0	--	1
Diisopropyl Ether	ND		ug/l	2.0	--	1
Ethyl-Tert-Butyl-Ether	ND		ug/l	2.0	--	1
Tertiary-Amyl Methyl Ether	ND		ug/l	2.0	--	1
1,4-Dioxane	ND		ug/l	250	--	1

Surrogate	% Recovery	Qualifier	Acceptance Criteria
1,2-Dichloroethane-d4	89		70-130
Toluene-d8	99		70-130
4-Bromofluorobenzene	110		70-130
Dibromofluoromethane	98		70-130

Project Name: STONEGATE PROPERTY
Project Number: 191.05009.002

Lab Number: L1920797
Report Date: 05/28/19

SAMPLE RESULTS

Lab ID: L1920797-03
 Client ID: MW103
 Sample Location: READING, MA

Date Collected: 05/16/19 13:55
 Date Received: 05/16/19
 Field Prep: Not Specified

Sample Depth:

Matrix: Water
 Analytical Method: 97,8260C
 Analytical Date: 05/21/19 14:01
 Analyst: AD

Parameter	Result	Qualifier	Units	RL	MDL	Dilution Factor
MCP Volatile Organics - Westborough Lab						
Methylene chloride	ND		ug/l	2.0	--	1
1,1-Dichloroethane	ND		ug/l	1.0	--	1
Chloroform	ND		ug/l	1.0	--	1
Carbon tetrachloride	ND		ug/l	1.0	--	1
1,2-Dichloropropane	ND		ug/l	1.0	--	1
Dibromochloromethane	ND		ug/l	1.0	--	1
1,1,2-Trichloroethane	ND		ug/l	1.0	--	1
Tetrachloroethene	ND		ug/l	1.0	--	1
Chlorobenzene	ND		ug/l	1.0	--	1
Trichlorofluoromethane	ND		ug/l	2.0	--	1
1,2-Dichloroethane	ND		ug/l	1.0	--	1
1,1,1-Trichloroethane	ND		ug/l	1.0	--	1
Bromodichloromethane	ND		ug/l	1.0	--	1
trans-1,3-Dichloropropene	ND		ug/l	0.40	--	1
cis-1,3-Dichloropropene	ND		ug/l	0.40	--	1
1,3-Dichloropropene, Total	ND		ug/l	0.40	--	1
1,1-Dichloropropene	ND		ug/l	2.0	--	1
Bromoform	ND		ug/l	2.0	--	1
1,1,2,2-Tetrachloroethane	ND		ug/l	1.0	--	1
Benzene	ND		ug/l	0.50	--	1
Toluene	ND		ug/l	1.0	--	1
Ethylbenzene	ND		ug/l	1.0	--	1
Chloromethane	ND		ug/l	2.0	--	1
Bromomethane	ND		ug/l	2.0	--	1
Vinyl chloride	ND		ug/l	1.0	--	1
Chloroethane	ND		ug/l	2.0	--	1
1,1-Dichloroethene	ND		ug/l	1.0	--	1
trans-1,2-Dichloroethene	ND		ug/l	1.0	--	1

Project Name: STONEGATE PROPERTY**Lab Number:** L1920797**Project Number:** 191.05009.002**Report Date:** 05/28/19**SAMPLE RESULTS**

Lab ID: L1920797-03
 Client ID: MW103
 Sample Location: READING, MA

Date Collected: 05/16/19 13:55
 Date Received: 05/16/19
 Field Prep: Not Specified

Sample Depth:

Parameter	Result	Qualifier	Units	RL	MDL	Dilution Factor
MCP Volatile Organics - Westborough Lab						
Trichloroethene	ND		ug/l	1.0	--	1
1,2-Dichlorobenzene	ND		ug/l	1.0	--	1
1,3-Dichlorobenzene	ND		ug/l	1.0	--	1
1,4-Dichlorobenzene	ND		ug/l	1.0	--	1
Methyl tert butyl ether	ND		ug/l	2.0	--	1
p/m-Xylene	ND		ug/l	2.0	--	1
o-Xylene	ND		ug/l	1.0	--	1
Xylenes, Total	ND		ug/l	1.0	--	1
cis-1,2-Dichloroethene	ND		ug/l	1.0	--	1
1,2-Dichloroethene, Total	ND		ug/l	1.0	--	1
Dibromomethane	ND		ug/l	2.0	--	1
1,2,3-Trichloropropane	ND		ug/l	2.0	--	1
Styrene	ND		ug/l	1.0	--	1
Dichlorodifluoromethane	ND		ug/l	2.0	--	1
Acetone	ND		ug/l	5.0	--	1
Carbon disulfide	ND		ug/l	2.0	--	1
Methyl ethyl ketone	ND		ug/l	5.0	--	1
Methyl isobutyl ketone	ND		ug/l	5.0	--	1
2-Hexanone	ND		ug/l	5.0	--	1
Bromochloromethane	ND		ug/l	2.0	--	1
Tetrahydrofuran	ND		ug/l	2.0	--	1
2,2-Dichloropropane	ND		ug/l	2.0	--	1
1,2-Dibromoethane	ND		ug/l	2.0	--	1
1,3-Dichloropropane	ND		ug/l	2.0	--	1
1,1,1,2-Tetrachloroethane	ND		ug/l	1.0	--	1
Bromobenzene	ND		ug/l	2.0	--	1
n-Butylbenzene	ND		ug/l	2.0	--	1
sec-Butylbenzene	ND		ug/l	2.0	--	1
tert-Butylbenzene	ND		ug/l	2.0	--	1
o-Chlorotoluene	ND		ug/l	2.0	--	1
p-Chlorotoluene	ND		ug/l	2.0	--	1
1,2-Dibromo-3-chloropropane	ND		ug/l	2.0	--	1
Hexachlorobutadiene	ND		ug/l	0.60	--	1
Isopropylbenzene	ND		ug/l	2.0	--	1
p-Isopropyltoluene	ND		ug/l	2.0	--	1
Naphthalene	ND		ug/l	2.0	--	1
n-Propylbenzene	ND		ug/l	2.0	--	1

Project Name: STONEGATE PROPERTY
Project Number: 191.05009.002

Lab Number: L1920797
Report Date: 05/28/19

SAMPLE RESULTS

Lab ID: L1920797-03
 Client ID: MW103
 Sample Location: READING, MA

Date Collected: 05/16/19 13:55
 Date Received: 05/16/19
 Field Prep: Not Specified

Sample Depth:

Parameter	Result	Qualifier	Units	RL	MDL	Dilution Factor
MCP Volatile Organics - Westborough Lab						
1,2,3-Trichlorobenzene	ND		ug/l	2.0	--	1
1,2,4-Trichlorobenzene	ND		ug/l	2.0	--	1
1,3,5-Trimethylbenzene	ND		ug/l	2.0	--	1
1,2,4-Trimethylbenzene	ND		ug/l	2.0	--	1
Diethyl ether	ND		ug/l	2.0	--	1
Diisopropyl Ether	ND		ug/l	2.0	--	1
Ethyl-Tert-Butyl-Ether	ND		ug/l	2.0	--	1
Tertiary-Amyl Methyl Ether	ND		ug/l	2.0	--	1
1,4-Dioxane	ND		ug/l	250	--	1

Surrogate	% Recovery	Qualifier	Acceptance Criteria
1,2-Dichloroethane-d4	90		70-130
Toluene-d8	98		70-130
4-Bromofluorobenzene	110		70-130
Dibromofluoromethane	99		70-130

Project Name: STONEGATE PROPERTY
Project Number: 191.05009.002

Lab Number: L1920797
Report Date: 05/28/19

SAMPLE RESULTS

Lab ID: L1920797-04
 Client ID: MW104
 Sample Location: READING, MA

Date Collected: 05/16/19 10:23
 Date Received: 05/16/19
 Field Prep: Refer to COC

Sample Depth:

Matrix: Water
 Analytical Method: 97,8260C
 Analytical Date: 05/21/19 14:31
 Analyst: AD

Parameter	Result	Qualifier	Units	RL	MDL	Dilution Factor
MCP Volatile Organics - Westborough Lab						
Methylene chloride	ND		ug/l	2.0	--	1
1,1-Dichloroethane	ND		ug/l	1.0	--	1
Chloroform	ND		ug/l	1.0	--	1
Carbon tetrachloride	ND		ug/l	1.0	--	1
1,2-Dichloropropane	ND		ug/l	1.0	--	1
Dibromochloromethane	ND		ug/l	1.0	--	1
1,1,2-Trichloroethane	ND		ug/l	1.0	--	1
Tetrachloroethene	ND		ug/l	1.0	--	1
Chlorobenzene	ND		ug/l	1.0	--	1
Trichlorofluoromethane	ND		ug/l	2.0	--	1
1,2-Dichloroethane	ND		ug/l	1.0	--	1
1,1,1-Trichloroethane	ND		ug/l	1.0	--	1
Bromodichloromethane	ND		ug/l	1.0	--	1
trans-1,3-Dichloropropene	ND		ug/l	0.40	--	1
cis-1,3-Dichloropropene	ND		ug/l	0.40	--	1
1,3-Dichloropropene, Total	ND		ug/l	0.40	--	1
1,1-Dichloropropene	ND		ug/l	2.0	--	1
Bromoform	ND		ug/l	2.0	--	1
1,1,2,2-Tetrachloroethane	ND		ug/l	1.0	--	1
Benzene	ND		ug/l	0.50	--	1
Toluene	ND		ug/l	1.0	--	1
Ethylbenzene	ND		ug/l	1.0	--	1
Chloromethane	ND		ug/l	2.0	--	1
Bromomethane	ND		ug/l	2.0	--	1
Vinyl chloride	ND		ug/l	1.0	--	1
Chloroethane	ND		ug/l	2.0	--	1
1,1-Dichloroethene	ND		ug/l	1.0	--	1
trans-1,2-Dichloroethene	ND		ug/l	1.0	--	1

Project Name: STONEGATE PROPERTY
Project Number: 191.05009.002

Lab Number: L1920797
Report Date: 05/28/19

SAMPLE RESULTS

Lab ID: L1920797-04
Client ID: MW104
Sample Location: READING, MA

Date Collected: 05/16/19 10:23
Date Received: 05/16/19
Field Prep: Refer to COC

Sample Depth:

Parameter	Result	Qualifier	Units	RL	MDL	Dilution Factor
MCP Volatile Organics - Westborough Lab						
Trichloroethene	ND		ug/l	1.0	--	1
1,2-Dichlorobenzene	ND		ug/l	1.0	--	1
1,3-Dichlorobenzene	ND		ug/l	1.0	--	1
1,4-Dichlorobenzene	ND		ug/l	1.0	--	1
Methyl tert butyl ether	ND		ug/l	2.0	--	1
p/m-Xylene	ND		ug/l	2.0	--	1
o-Xylene	ND		ug/l	1.0	--	1
Xylenes, Total	ND		ug/l	1.0	--	1
cis-1,2-Dichloroethene	ND		ug/l	1.0	--	1
1,2-Dichloroethene, Total	ND		ug/l	1.0	--	1
Dibromomethane	ND		ug/l	2.0	--	1
1,2,3-Trichloropropane	ND		ug/l	2.0	--	1
Styrene	ND		ug/l	1.0	--	1
Dichlorodifluoromethane	ND		ug/l	2.0	--	1
Acetone	ND		ug/l	5.0	--	1
Carbon disulfide	ND		ug/l	2.0	--	1
Methyl ethyl ketone	ND		ug/l	5.0	--	1
Methyl isobutyl ketone	ND		ug/l	5.0	--	1
2-Hexanone	ND		ug/l	5.0	--	1
Bromochloromethane	ND		ug/l	2.0	--	1
Tetrahydrofuran	ND		ug/l	2.0	--	1
2,2-Dichloropropane	ND		ug/l	2.0	--	1
1,2-Dibromoethane	ND		ug/l	2.0	--	1
1,3-Dichloropropane	ND		ug/l	2.0	--	1
1,1,1,2-Tetrachloroethane	ND		ug/l	1.0	--	1
Bromobenzene	ND		ug/l	2.0	--	1
n-Butylbenzene	ND		ug/l	2.0	--	1
sec-Butylbenzene	ND		ug/l	2.0	--	1
tert-Butylbenzene	ND		ug/l	2.0	--	1
o-Chlorotoluene	ND		ug/l	2.0	--	1
p-Chlorotoluene	ND		ug/l	2.0	--	1
1,2-Dibromo-3-chloropropane	ND		ug/l	2.0	--	1
Hexachlorobutadiene	ND		ug/l	0.60	--	1
Isopropylbenzene	ND		ug/l	2.0	--	1
p-Isopropyltoluene	ND		ug/l	2.0	--	1
Naphthalene	4.1		ug/l	2.0	--	1
n-Propylbenzene	ND		ug/l	2.0	--	1

Project Name: STONEGATE PROPERTY
Project Number: 191.05009.002

Lab Number: L1920797
Report Date: 05/28/19

SAMPLE RESULTS

Lab ID: L1920797-04
 Client ID: MW104
 Sample Location: READING, MA

Date Collected: 05/16/19 10:23
 Date Received: 05/16/19
 Field Prep: Refer to COC

Sample Depth:

Parameter	Result	Qualifier	Units	RL	MDL	Dilution Factor
MCP Volatile Organics - Westborough Lab						
1,2,3-Trichlorobenzene	ND		ug/l	2.0	--	1
1,2,4-Trichlorobenzene	ND		ug/l	2.0	--	1
1,3,5-Trimethylbenzene	ND		ug/l	2.0	--	1
1,2,4-Trimethylbenzene	ND		ug/l	2.0	--	1
Diethyl ether	ND		ug/l	2.0	--	1
Diisopropyl Ether	ND		ug/l	2.0	--	1
Ethyl-Tert-Butyl-Ether	ND		ug/l	2.0	--	1
Tertiary-Amyl Methyl Ether	ND		ug/l	2.0	--	1
1,4-Dioxane	ND		ug/l	250	--	1

Surrogate	% Recovery	Qualifier	Acceptance Criteria
1,2-Dichloroethane-d4	88		70-130
Toluene-d8	100		70-130
4-Bromofluorobenzene	106		70-130
Dibromofluoromethane	98		70-130

Project Name: STONEGATE PROPERTY
Project Number: 191.05009.002

Lab Number: L1920797
Report Date: 05/28/19

SAMPLE RESULTS

Lab ID: L1920797-05
 Client ID: TRIP BLANK
 Sample Location: READING, MA

Date Collected: 05/16/19 00:00
 Date Received: 05/16/19
 Field Prep: Not Specified

Sample Depth:

Matrix: Water
 Analytical Method: 97,8260C
 Analytical Date: 05/21/19 08:42
 Analyst: MM

Parameter	Result	Qualifier	Units	RL	MDL	Dilution Factor
MCP Volatile Organics - Westborough Lab						
Methylene chloride	ND		ug/l	2.0	--	1
1,1-Dichloroethane	ND		ug/l	1.0	--	1
Chloroform	ND		ug/l	1.0	--	1
Carbon tetrachloride	ND		ug/l	1.0	--	1
1,2-Dichloropropane	ND		ug/l	1.0	--	1
Dibromochloromethane	ND		ug/l	1.0	--	1
1,1,2-Trichloroethane	ND		ug/l	1.0	--	1
Tetrachloroethene	ND		ug/l	1.0	--	1
Chlorobenzene	ND		ug/l	1.0	--	1
Trichlorofluoromethane	ND		ug/l	2.0	--	1
1,2-Dichloroethane	ND		ug/l	1.0	--	1
1,1,1-Trichloroethane	ND		ug/l	1.0	--	1
Bromodichloromethane	ND		ug/l	1.0	--	1
trans-1,3-Dichloropropene	ND		ug/l	0.40	--	1
cis-1,3-Dichloropropene	ND		ug/l	0.40	--	1
1,3-Dichloropropene, Total	ND		ug/l	0.40	--	1
1,1-Dichloropropene	ND		ug/l	2.0	--	1
Bromoform	ND		ug/l	2.0	--	1
1,1,1,2,2-Tetrachloroethane	ND		ug/l	1.0	--	1
Benzene	ND		ug/l	0.50	--	1
Toluene	ND		ug/l	1.0	--	1
Ethylbenzene	ND		ug/l	1.0	--	1
Chloromethane	ND		ug/l	2.0	--	1
Bromomethane	ND		ug/l	2.0	--	1
Vinyl chloride	ND		ug/l	1.0	--	1
Chloroethane	ND		ug/l	2.0	--	1
1,1-Dichloroethene	ND		ug/l	1.0	--	1
trans-1,2-Dichloroethene	ND		ug/l	1.0	--	1

Project Name: STONEGATE PROPERTY**Lab Number:** L1920797**Project Number:** 191.05009.002**Report Date:** 05/28/19**SAMPLE RESULTS**

Lab ID: L1920797-05
 Client ID: TRIP BLANK
 Sample Location: READING, MA

Date Collected: 05/16/19 00:00
 Date Received: 05/16/19
 Field Prep: Not Specified

Sample Depth:

Parameter	Result	Qualifier	Units	RL	MDL	Dilution Factor
MCP Volatile Organics - Westborough Lab						
Trichloroethene	ND		ug/l	1.0	--	1
1,2-Dichlorobenzene	ND		ug/l	1.0	--	1
1,3-Dichlorobenzene	ND		ug/l	1.0	--	1
1,4-Dichlorobenzene	ND		ug/l	1.0	--	1
Methyl tert butyl ether	ND		ug/l	2.0	--	1
p/m-Xylene	ND		ug/l	2.0	--	1
o-Xylene	ND		ug/l	1.0	--	1
Xylenes, Total	ND		ug/l	1.0	--	1
cis-1,2-Dichloroethene	ND		ug/l	1.0	--	1
1,2-Dichloroethene, Total	ND		ug/l	1.0	--	1
Dibromomethane	ND		ug/l	2.0	--	1
1,2,3-Trichloropropane	ND		ug/l	2.0	--	1
Styrene	ND		ug/l	1.0	--	1
Dichlorodifluoromethane	ND		ug/l	2.0	--	1
Acetone	ND		ug/l	5.0	--	1
Carbon disulfide	ND		ug/l	2.0	--	1
Methyl ethyl ketone	ND		ug/l	5.0	--	1
Methyl isobutyl ketone	ND		ug/l	5.0	--	1
2-Hexanone	ND		ug/l	5.0	--	1
Bromochloromethane	ND		ug/l	2.0	--	1
Tetrahydrofuran	ND		ug/l	2.0	--	1
2,2-Dichloropropane	ND		ug/l	2.0	--	1
1,2-Dibromoethane	ND		ug/l	2.0	--	1
1,3-Dichloropropane	ND		ug/l	2.0	--	1
1,1,1,2-Tetrachloroethane	ND		ug/l	1.0	--	1
Bromobenzene	ND		ug/l	2.0	--	1
n-Butylbenzene	ND		ug/l	2.0	--	1
sec-Butylbenzene	ND		ug/l	2.0	--	1
tert-Butylbenzene	ND		ug/l	2.0	--	1
o-Chlorotoluene	ND		ug/l	2.0	--	1
p-Chlorotoluene	ND		ug/l	2.0	--	1
1,2-Dibromo-3-chloropropane	ND		ug/l	2.0	--	1
Hexachlorobutadiene	ND		ug/l	0.60	--	1
Isopropylbenzene	ND		ug/l	2.0	--	1
p-Isopropyltoluene	ND		ug/l	2.0	--	1
Naphthalene	ND		ug/l	2.0	--	1
n-Propylbenzene	ND		ug/l	2.0	--	1

Project Name: STONEGATE PROPERTY
Project Number: 191.05009.002

Lab Number: L1920797
Report Date: 05/28/19

SAMPLE RESULTS

Lab ID: L1920797-05
 Client ID: TRIP BLANK
 Sample Location: READING, MA

Date Collected: 05/16/19 00:00
 Date Received: 05/16/19
 Field Prep: Not Specified

Sample Depth:

Parameter	Result	Qualifier	Units	RL	MDL	Dilution Factor
MCP Volatile Organics - Westborough Lab						
1,2,3-Trichlorobenzene	ND		ug/l	2.0	--	1
1,2,4-Trichlorobenzene	ND		ug/l	2.0	--	1
1,3,5-Trimethylbenzene	ND		ug/l	2.0	--	1
1,2,4-Trimethylbenzene	ND		ug/l	2.0	--	1
Diethyl ether	ND		ug/l	2.0	--	1
Diisopropyl Ether	ND		ug/l	2.0	--	1
Ethyl-Tert-Butyl-Ether	ND		ug/l	2.0	--	1
Tertiary-Amyl Methyl Ether	ND		ug/l	2.0	--	1
1,4-Dioxane	ND		ug/l	250	--	1

Surrogate	% Recovery	Qualifier	Acceptance Criteria
1,2-Dichloroethane-d4	89		70-130
Toluene-d8	99		70-130
4-Bromofluorobenzene	108		70-130
Dibromofluoromethane	99		70-130

Project Name: STONEGATE PROPERTY
Project Number: 191.05009.002

Lab Number: L1920797
Report Date: 05/28/19

Method Blank Analysis
Batch Quality Control

Analytical Method: 97,8260C
Analytical Date: 05/21/19 05:39
Analyst: MM

Parameter	Result	Qualifier	Units	RL	MDL
MCP Volatile Organics - Westborough Lab for sample(s): 01-05 Batch: WG1239377-5					
Methylene chloride	ND		ug/l	2.0	--
1,1-Dichloroethane	ND		ug/l	1.0	--
Chloroform	ND		ug/l	1.0	--
Carbon tetrachloride	ND		ug/l	1.0	--
1,2-Dichloropropane	ND		ug/l	1.0	--
Dibromochloromethane	ND		ug/l	1.0	--
1,1,2-Trichloroethane	ND		ug/l	1.0	--
Tetrachloroethene	ND		ug/l	1.0	--
Chlorobenzene	ND		ug/l	1.0	--
Trichlorofluoromethane	ND		ug/l	2.0	--
1,2-Dichloroethane	ND		ug/l	1.0	--
1,1,1-Trichloroethane	ND		ug/l	1.0	--
Bromodichloromethane	ND		ug/l	1.0	--
trans-1,3-Dichloropropene	ND		ug/l	0.40	--
cis-1,3-Dichloropropene	ND		ug/l	0.40	--
1,3-Dichloropropene, Total	ND		ug/l	0.40	--
1,1-Dichloropropene	ND		ug/l	2.0	--
Bromoform	ND		ug/l	2.0	--
1,1,2,2-Tetrachloroethane	ND		ug/l	1.0	--
Benzene	ND		ug/l	0.50	--
Toluene	ND		ug/l	1.0	--
Ethylbenzene	ND		ug/l	1.0	--
Chloromethane	ND		ug/l	2.0	--
Bromomethane	ND		ug/l	2.0	--
Vinyl chloride	ND		ug/l	1.0	--
Chloroethane	ND		ug/l	2.0	--
1,1-Dichloroethene	ND		ug/l	1.0	--
trans-1,2-Dichloroethene	ND		ug/l	1.0	--
Trichloroethene	ND		ug/l	1.0	--

Project Name: STONEGATE PROPERTY
Project Number: 191.05009.002

Lab Number: L1920797
Report Date: 05/28/19

Method Blank Analysis
Batch Quality Control

Analytical Method: 97,8260C
Analytical Date: 05/21/19 05:39
Analyst: MM

Parameter	Result	Qualifier	Units	RL	MDL
MCP Volatile Organics - Westborough Lab for sample(s): 01-05 Batch: WG1239377-5					
1,2-Dichlorobenzene	ND		ug/l	1.0	--
1,3-Dichlorobenzene	ND		ug/l	1.0	--
1,4-Dichlorobenzene	ND		ug/l	1.0	--
Methyl tert butyl ether	ND		ug/l	2.0	--
p/m-Xylene	ND		ug/l	2.0	--
o-Xylene	ND		ug/l	1.0	--
Xylenes, Total	ND		ug/l	1.0	--
cis-1,2-Dichloroethene	ND		ug/l	1.0	--
1,2-Dichloroethene, Total	ND		ug/l	1.0	--
Dibromomethane	ND		ug/l	2.0	--
1,2,3-Trichloropropane	ND		ug/l	2.0	--
Styrene	ND		ug/l	1.0	--
Dichlorodifluoromethane	ND		ug/l	2.0	--
Acetone	ND		ug/l	5.0	--
Carbon disulfide	ND		ug/l	2.0	--
Methyl ethyl ketone	ND		ug/l	5.0	--
Methyl isobutyl ketone	ND		ug/l	5.0	--
2-Hexanone	ND		ug/l	5.0	--
Bromochloromethane	ND		ug/l	2.0	--
Tetrahydrofuran	ND		ug/l	2.0	--
2,2-Dichloropropane	ND		ug/l	2.0	--
1,2-Dibromoethane	ND		ug/l	2.0	--
1,3-Dichloropropane	ND		ug/l	2.0	--
1,1,1,2-Tetrachloroethane	ND		ug/l	1.0	--
Bromobenzene	ND		ug/l	2.0	--
n-Butylbenzene	ND		ug/l	2.0	--
sec-Butylbenzene	ND		ug/l	2.0	--
tert-Butylbenzene	ND		ug/l	2.0	--
o-Chlorotoluene	ND		ug/l	2.0	--

Project Name: STONEGATE PROPERTY
Project Number: 191.05009.002

Lab Number: L1920797
Report Date: 05/28/19

**Method Blank Analysis
Batch Quality Control**

Analytical Method: 97,8260C
Analytical Date: 05/21/19 05:39
Analyst: MM

Parameter	Result	Qualifier	Units	RL	MDL
MCP Volatile Organics - Westborough Lab for sample(s): 01-05 Batch: WG1239377-5					
p-Chlorotoluene	ND		ug/l	2.0	--
1,2-Dibromo-3-chloropropane	ND		ug/l	2.0	--
Hexachlorobutadiene	ND		ug/l	0.60	--
Isopropylbenzene	ND		ug/l	2.0	--
p-Isopropyltoluene	ND		ug/l	2.0	--
Naphthalene	ND		ug/l	2.0	--
n-Propylbenzene	ND		ug/l	2.0	--
1,2,3-Trichlorobenzene	ND		ug/l	2.0	--
1,2,4-Trichlorobenzene	ND		ug/l	2.0	--
1,3,5-Trimethylbenzene	ND		ug/l	2.0	--
1,2,4-Trimethylbenzene	ND		ug/l	2.0	--
Diethyl ether	ND		ug/l	2.0	--
Diisopropyl Ether	ND		ug/l	2.0	--
Ethyl-Tert-Butyl-Ether	ND		ug/l	2.0	--
Tertiary-Amyl Methyl Ether	ND		ug/l	2.0	--
1,4-Dioxane	ND		ug/l	250	--

Surrogate	%Recovery	Qualifier	Acceptance Criteria
1,2-Dichloroethane-d4	88		70-130
Toluene-d8	100		70-130
4-Bromofluorobenzene	110		70-130
Dibromofluoromethane	98		70-130

Lab Control Sample Analysis

Batch Quality Control

Project Name: STONEGATE PROPERTY

Lab Number: L1920797

Project Number: 191.05009.002

Report Date: 05/28/19

Parameter	LCS %Recovery	Qual	LCSD %Recovery	Qual	%Recovery Limits	RPD	Qual	RPD Limits
MCP Volatile Organics - Westborough Lab Associated sample(s): 01-05 Batch: WG1239377-3 WG1239377-4								
Methylene chloride	120		110		70-130	9		20
1,1-Dichloroethane	120		110		70-130	9		20
Chloroform	110		100		70-130	10		20
Carbon tetrachloride	100		100		70-130	0		20
1,2-Dichloropropane	120		110		70-130	9		20
Dibromochloromethane	99		98		70-130	1		20
1,1,2-Trichloroethane	110		110		70-130	0		20
Tetrachloroethene	110		110		70-130	0		20
Chlorobenzene	110		110		70-130	0		20
Trichlorofluoromethane	100		100		70-130	0		20
1,2-Dichloroethane	100		97		70-130	3		20
1,1,1-Trichloroethane	100		100		70-130	0		20
Bromodichloromethane	100		100		70-130	0		20
trans-1,3-Dichloropropene	100		99		70-130	1		20
cis-1,3-Dichloropropene	100		100		70-130	0		20
1,1-Dichloropropene	110		110		70-130	0		20
Bromoform	110		100		70-130	10		20
1,1,2,2-Tetrachloroethane	120		110		70-130	9		20
Benzene	120		110		70-130	9		20
Toluene	110		110		70-130	0		20
Ethylbenzene	110		110		70-130	0		20
Chloromethane	110		110		70-130	0		20
Bromomethane	140	Q	120		70-130	15		20

Lab Control Sample Analysis

Batch Quality Control

Project Name: STONEGATE PROPERTY

Lab Number: L1920797

Project Number: 191.05009.002

Report Date: 05/28/19

Parameter	LCS %Recovery	Qual	LCSD %Recovery	Qual	%Recovery Limits	RPD	Qual	RPD Limits
MCP Volatile Organics - Westborough Lab Associated sample(s): 01-05 Batch: WG1239377-3 WG1239377-4								
Vinyl chloride	120		110		70-130	9		20
Chloroethane	120		110		70-130	9		20
1,1-Dichloroethene	110		110		70-130	0		20
trans-1,2-Dichloroethene	110		110		70-130	0		20
Trichloroethene	110		100		70-130	10		20
1,2-Dichlorobenzene	110		110		70-130	0		20
1,3-Dichlorobenzene	110		100		70-130	10		20
1,4-Dichlorobenzene	110		100		70-130	10		20
Methyl tert butyl ether	110		110		70-130	0		20
p/m-Xylene	110		100		70-130	10		20
o-Xylene	105		100		70-130	5		20
cis-1,2-Dichloroethene	110		100		70-130	10		20
Dibromomethane	100		100		70-130	0		20
1,2,3-Trichloropropane	110		110		70-130	0		20
Styrene	105		100		70-130	5		20
Dichlorodifluoromethane	93		87		70-130	7		20
Acetone	120		100		70-130	18		20
Carbon disulfide	120		110		70-130	9		20
Methyl ethyl ketone	110		100		70-130	10		20
Methyl isobutyl ketone	110		110		70-130	0		20
2-Hexanone	97		98		70-130	1		20
Bromochloromethane	110		100		70-130	10		20
Tetrahydrofuran	120		110		70-130	9		20

Lab Control Sample Analysis

Batch Quality Control

Project Name: STONEGATE PROPERTY

Lab Number: L1920797

Project Number: 191.05009.002

Report Date: 05/28/19

Parameter	LCS		LCSD		%Recovery Limits	RPD	Qual	RPD Limits
	%Recovery	Qual	%Recovery	Qual				
MCP Volatile Organics - Westborough Lab Associated sample(s): 01-05 Batch: WG1239377-3 WG1239377-4								
2,2-Dichloropropane	110		100		70-130	10		20
1,2-Dibromoethane	100		100		70-130	0		20
1,3-Dichloropropane	110		110		70-130	0		20
1,1,1,2-Tetrachloroethane	110		100		70-130	10		20
Bromobenzene	110		110		70-130	0		20
n-Butylbenzene	110		100		70-130	10		20
sec-Butylbenzene	110		100		70-130	10		20
tert-Butylbenzene	110		100		70-130	10		20
o-Chlorotoluene	110		100		70-130	10		20
p-Chlorotoluene	110		100		70-130	10		20
1,2-Dibromo-3-chloropropane	110		110		70-130	0		20
Hexachlorobutadiene	120		110		70-130	9		20
Isopropylbenzene	120		110		70-130	9		20
p-Isopropyltoluene	100		100		70-130	0		20
Naphthalene	100		100		70-130	0		20
n-Propylbenzene	110		110		70-130	0		20
1,2,3-Trichlorobenzene	110		100		70-130	10		20
1,2,4-Trichlorobenzene	98		94		70-130	4		20
1,3,5-Trimethylbenzene	100		100		70-130	0		20
1,2,4-Trimethylbenzene	100		99		70-130	1		20
Diethyl ether	110		110		70-130	0		20
Diisopropyl Ether	120		110		70-130	9		20
Ethyl-Tert-Butyl-Ether	110		110		70-130	0		20

Lab Control Sample Analysis

Batch Quality Control

Project Name: STONEGATE PROPERTY

Project Number: 191.05009.002

Lab Number: L1920797

Report Date: 05/28/19

Parameter	LCS %Recovery	Qual	LCSD %Recovery	Qual	%Recovery Limits	RPD	Qual	RPD Limits
MCP Volatile Organics - Westborough Lab Associated sample(s): 01-05 Batch: WG1239377-3 WG1239377-4								
Tertiary-Amyl Methyl Ether	110		110		70-130	0		20
1,4-Dioxane	116		104		70-130	11		20

Surrogate	LCS %Recovery	Qual	LCSD %Recovery	Qual	Acceptance Criteria
1,2-Dichloroethane-d4	87		89		70-130
Toluene-d8	99		101		70-130
4-Bromofluorobenzene	104		103		70-130
Dibromofluoromethane	97		97		70-130

PETROLEUM HYDROCARBONS

Project Name: STONEGATE PROPERTY
Project Number: 191.05009.002

Lab Number: L1920797
Report Date: 05/28/19

SAMPLE RESULTS

Lab ID: L1920797-01
 Client ID: MW101
 Sample Location: READING, MA

Date Collected: 05/16/19 12:27
 Date Received: 05/16/19
 Field Prep: Not Specified

Sample Depth:
 Matrix: Water
 Analytical Method: 131, VPH-18-2.1
 Analytical Date: 05/21/19 12:18
 Analyst: MKS

Trap: EST, Carboxen B/Carboxen 1000&1001

Analytical Column: Restek, RTX-502.2,
 105m, 0.53ID, 3um

Quality Control Information

Condition of sample received: Satisfactory
 Aqueous Preservative: Laboratory Provided Preserved
 Container
 Sample Temperature upon receipt: Received on Ice

Parameter	Result	Qualifier	Units	RL	MDL	Dilution Factor
Volatile Petroleum Hydrocarbons - Westborough Lab						
C5-C8 Aliphatics	ND		ug/l	50.0	--	1
C9-C12 Aliphatics	ND		ug/l	50.0	--	1
C9-C10 Aromatics	ND		ug/l	50.0	--	1
C5-C8 Aliphatics, Adjusted	ND		ug/l	50.0	--	1
C9-C12 Aliphatics, Adjusted	ND		ug/l	50.0	--	1
Benzene	ND		ug/l	2.00	--	1
Toluene	ND		ug/l	2.00	--	1
Ethylbenzene	ND		ug/l	2.00	--	1
p/m-Xylene	ND		ug/l	2.00	--	1
o-Xylene	ND		ug/l	2.00	--	1
Methyl tert butyl ether	ND		ug/l	3.00	--	1
Naphthalene	ND		ug/l	4.00	--	1

Surrogate	% Recovery	Qualifier	Acceptance Criteria
2,5-Dibromotoluene-PID	93		70-130
2,5-Dibromotoluene-FID	107		70-130

Project Name: STONEGATE PROPERTY
Project Number: 191.05009.002

Lab Number: L1920797
Report Date: 05/28/19

SAMPLE RESULTS

Lab ID: L1920797-01
 Client ID: MW101
 Sample Location: READING, MA

Date Collected: 05/16/19 12:27
 Date Received: 05/16/19
 Field Prep: Not Specified

Sample Depth:
 Matrix: Water
 Analytical Method: 98,EPH-04-1.1
 Analytical Date: 05/19/19 21:40
 Analyst: DG

M.S. Analytical Date: 05/20/19 18:04
 M.S. Analyst: DV

Extraction Method: EPA 3510C
 Extraction Date: 05/18/19 23:48
 Cleanup Method1: EPH-04-1
 Cleanup Date1: 05/19/19

Quality Control Information

Condition of sample received: Satisfactory
 Aqueous Preservative: Laboratory Provided Preserved Container
 Sample Temperature upon receipt: Received on Ice
 Sample Extraction method: Extracted Per the Method

Parameter	Result	Qualifier	Units	RL	MDL	Dilution Factor
EPH w/MS Targets - Westborough Lab						
C9-C18 Aliphatics	ND		ug/l	100	--	1
C19-C36 Aliphatics	ND		ug/l	100	--	1
C11-C22 Aromatics	ND		ug/l	100	--	1
C11-C22 Aromatics, Adjusted	ND		ug/l	100	--	1
Naphthalene	0.518		ug/l	0.400	--	1
2-Methylnaphthalene	ND		ug/l	0.400	--	1
Acenaphthylene	ND		ug/l	0.400	--	1
Acenaphthene	ND		ug/l	0.400	--	1
Fluorene	ND		ug/l	0.400	--	1
Phenanthrene	ND		ug/l	0.400	--	1
Anthracene	ND		ug/l	0.400	--	1
Fluoranthene	ND		ug/l	0.400	--	1
Pyrene	ND		ug/l	0.400	--	1
Benzo(a)anthracene	ND		ug/l	0.400	--	1
Chrysene	ND		ug/l	0.400	--	1
Benzo(b)fluoranthene	ND		ug/l	0.400	--	1
Benzo(k)fluoranthene	ND		ug/l	0.400	--	1
Benzo(a)pyrene	ND		ug/l	0.200	--	1
Indeno(1,2,3-cd)Pyrene	ND		ug/l	0.400	--	1
Dibenzo(a,h)anthracene	ND		ug/l	0.400	--	1
Benzo(ghi)perylene	ND		ug/l	0.400	--	1

Project Name: STONEGATE PROPERTY**Lab Number:** L1920797**Project Number:** 191.05009.002**Report Date:** 05/28/19**SAMPLE RESULTS**

Lab ID: L1920797-01

Date Collected: 05/16/19 12:27

Client ID: MW101

Date Received: 05/16/19

Sample Location: READING, MA

Field Prep: Not Specified

Sample Depth:

Parameter	Result	Qualifier	Units	RL	MDL	Dilution Factor
-----------	--------	-----------	-------	----	-----	-----------------

EPH w/MS Targets - Westborough Lab

Surrogate	% Recovery	Qualifier	Acceptance Criteria
Chloro-Octadecane	68		40-140
o-Terphenyl	73		40-140
2-Fluorobiphenyl	78		40-140
2-Bromonaphthalene	81		40-140
O-Terphenyl-MS	65		40-140

Project Name: STONEGATE PROPERTY
Project Number: 191.05009.002

Lab Number: L1920797
Report Date: 05/28/19

SAMPLE RESULTS

Lab ID: L1920797-02
 Client ID: MW102
 Sample Location: READING, MA

Date Collected: 05/16/19 11:24
 Date Received: 05/16/19
 Field Prep: Refer to COC

Sample Depth:
 Matrix: Water
 Analytical Method: 131, VPH-18-2.1
 Analytical Date: 05/21/19 12:58
 Analyst: MKS

Trap: EST, Carboxen B/Carboxen 1000&1001

Analytical Column: Restek, RTX-502.2,
105m, 0.53ID, 3um

Quality Control Information

Condition of sample received: Satisfactory
 Aqueous Preservative: Laboratory Provided Preserved
 Container
 Sample Temperature upon receipt: Received on Ice

Parameter	Result	Qualifier	Units	RL	MDL	Dilution Factor
Volatile Petroleum Hydrocarbons - Westborough Lab						
C5-C8 Aliphatics	ND		ug/l	50.0	--	1
C9-C12 Aliphatics	ND		ug/l	50.0	--	1
C9-C10 Aromatics	ND		ug/l	50.0	--	1
C5-C8 Aliphatics, Adjusted	ND		ug/l	50.0	--	1
C9-C12 Aliphatics, Adjusted	ND		ug/l	50.0	--	1
Benzene	ND		ug/l	2.00	--	1
Toluene	ND		ug/l	2.00	--	1
Ethylbenzene	ND		ug/l	2.00	--	1
p/m-Xylene	ND		ug/l	2.00	--	1
o-Xylene	ND		ug/l	2.00	--	1
Methyl tert butyl ether	ND		ug/l	3.00	--	1
Naphthalene	ND		ug/l	4.00	--	1

Surrogate	% Recovery	Qualifier	Acceptance Criteria
2,5-Dibromotoluene-PID	94		70-130
2,5-Dibromotoluene-FID	107		70-130

Project Name: STONEGATE PROPERTY**Lab Number:** L1920797**Project Number:** 191.05009.002**Report Date:** 05/28/19**SAMPLE RESULTS**

Lab ID: L1920797-02
 Client ID: MW102
 Sample Location: READING, MA

Date Collected: 05/16/19 11:24
 Date Received: 05/16/19
 Field Prep: Refer to COC

Sample Depth:
 Matrix: Water
 Analytical Method: 98,EPH-04-1.1
 Analytical Date: 05/19/19 22:13
 Analyst: DG

M.S. Analytical Date: 05/20/19 18:29
 M.S. Analyst: DV

Extraction Method: EPA 3510C
 Extraction Date: 05/18/19 23:48
 Cleanup Method1: EPH-04-1
 Cleanup Date1: 05/19/19

Quality Control Information

Condition of sample received: Satisfactory
 Aqueous Preservative: Laboratory Provided Preserved Container
 Sample Temperature upon receipt: Received on Ice
 Sample Extraction method: Extracted Per the Method

Parameter	Result	Qualifier	Units	RL	MDL	Dilution Factor
EPH w/MS Targets - Westborough Lab						
C9-C18 Aliphatics	ND		ug/l	100	--	1
C19-C36 Aliphatics	ND		ug/l	100	--	1
C11-C22 Aromatics	ND		ug/l	100	--	1
C11-C22 Aromatics, Adjusted	ND		ug/l	100	--	1
Naphthalene	0.588		ug/l	0.400	--	1
2-Methylnaphthalene	ND		ug/l	0.400	--	1
Acenaphthylene	ND		ug/l	0.400	--	1
Acenaphthene	ND		ug/l	0.400	--	1
Fluorene	ND		ug/l	0.400	--	1
Phenanthrene	ND		ug/l	0.400	--	1
Anthracene	ND		ug/l	0.400	--	1
Fluoranthene	ND		ug/l	0.400	--	1
Pyrene	ND		ug/l	0.400	--	1
Benzo(a)anthracene	ND		ug/l	0.400	--	1
Chrysene	ND		ug/l	0.400	--	1
Benzo(b)fluoranthene	ND		ug/l	0.400	--	1
Benzo(k)fluoranthene	ND		ug/l	0.400	--	1
Benzo(a)pyrene	ND		ug/l	0.200	--	1
Indeno(1,2,3-cd)Pyrene	ND		ug/l	0.400	--	1
Dibenzo(a,h)anthracene	ND		ug/l	0.400	--	1
Benzo(ghi)perylene	ND		ug/l	0.400	--	1

Project Name: STONEGATE PROPERTY**Lab Number:** L1920797**Project Number:** 191.05009.002**Report Date:** 05/28/19**SAMPLE RESULTS**

Lab ID: L1920797-02

Date Collected: 05/16/19 11:24

Client ID: MW102

Date Received: 05/16/19

Sample Location: READING, MA

Field Prep: Refer to COC

Sample Depth:

Parameter	Result	Qualifier	Units	RL	MDL	Dilution Factor
-----------	--------	-----------	-------	----	-----	-----------------

EPH w/MS Targets - Westborough Lab

Surrogate	% Recovery	Qualifier	Acceptance Criteria
Chloro-Octadecane	71		40-140
o-Terphenyl	67		40-140
2-Fluorobiphenyl	73		40-140
2-Bromonaphthalene	72		40-140
O-Terphenyl-MS	66		40-140

Project Name: STONEGATE PROPERTY
Project Number: 191.05009.002

Lab Number: L1920797
Report Date: 05/28/19

SAMPLE RESULTS

Lab ID: L1920797-03
 Client ID: MW103
 Sample Location: READING, MA

Date Collected: 05/16/19 13:55
 Date Received: 05/16/19
 Field Prep: Not Specified

Sample Depth:
 Matrix: Water
 Analytical Method: 131, VPH-18-2.1
 Analytical Date: 05/21/19 13:38
 Analyst: MKS

Trap: EST, Carboxen B/Carboxen 1000&1001

Analytical Column: Restek, RTX-502.2,
105m, 0.53ID, 3um

Quality Control Information

Condition of sample received: Satisfactory
 Aqueous Preservative: Laboratory Provided Preserved
 Container
 Sample Temperature upon receipt: Received on Ice

Parameter	Result	Qualifier	Units	RL	MDL	Dilution Factor
Volatile Petroleum Hydrocarbons - Westborough Lab						
C5-C8 Aliphatics	ND		ug/l	50.0	--	1
C9-C12 Aliphatics	ND		ug/l	50.0	--	1
C9-C10 Aromatics	ND		ug/l	50.0	--	1
C5-C8 Aliphatics, Adjusted	ND		ug/l	50.0	--	1
C9-C12 Aliphatics, Adjusted	ND		ug/l	50.0	--	1
Benzene	ND		ug/l	2.00	--	1
Toluene	ND		ug/l	2.00	--	1
Ethylbenzene	ND		ug/l	2.00	--	1
p/m-Xylene	ND		ug/l	2.00	--	1
o-Xylene	ND		ug/l	2.00	--	1
Methyl tert butyl ether	ND		ug/l	3.00	--	1
Naphthalene	ND		ug/l	4.00	--	1

Surrogate	% Recovery	Qualifier	Acceptance Criteria
2,5-Dibromotoluene-PID	93		70-130
2,5-Dibromotoluene-FID	105		70-130

Project Name: STONEGATE PROPERTY**Lab Number:** L1920797**Project Number:** 191.05009.002**Report Date:** 05/28/19**SAMPLE RESULTS**

Lab ID: L1920797-03
 Client ID: MW103
 Sample Location: READING, MA

Date Collected: 05/16/19 13:55
 Date Received: 05/16/19
 Field Prep: Not Specified

Sample Depth:
 Matrix: Water
 Analytical Method: 98,EPH-04-1.1
 Analytical Date: 05/19/19 22:44
 Analyst: DG

M.S. Analytical Date: 05/20/19 18:54
 M.S. Analyst: DV

Extraction Method: EPA 3510C
 Extraction Date: 05/18/19 23:48
 Cleanup Method1: EPH-04-1
 Cleanup Date1: 05/19/19

Quality Control Information

Condition of sample received: Satisfactory
 Aqueous Preservative: Laboratory Provided Preserved Container
 Sample Temperature upon receipt: Received on Ice
 Sample Extraction method: Extracted Per the Method

Parameter	Result	Qualifier	Units	RL	MDL	Dilution Factor
EPH w/MS Targets - Westborough Lab						
C9-C18 Aliphatics	ND		ug/l	100	--	1
C19-C36 Aliphatics	ND		ug/l	100	--	1
C11-C22 Aromatics	ND		ug/l	100	--	1
C11-C22 Aromatics, Adjusted	ND		ug/l	100	--	1
Naphthalene	ND		ug/l	0.400	--	1
2-Methylnaphthalene	ND		ug/l	0.400	--	1
Acenaphthylene	ND		ug/l	0.400	--	1
Acenaphthene	ND		ug/l	0.400	--	1
Fluorene	ND		ug/l	0.400	--	1
Phenanthrene	ND		ug/l	0.400	--	1
Anthracene	ND		ug/l	0.400	--	1
Fluoranthene	ND		ug/l	0.400	--	1
Pyrene	ND		ug/l	0.400	--	1
Benzo(a)anthracene	ND		ug/l	0.400	--	1
Chrysene	ND		ug/l	0.400	--	1
Benzo(b)fluoranthene	ND		ug/l	0.400	--	1
Benzo(k)fluoranthene	ND		ug/l	0.400	--	1
Benzo(a)pyrene	ND		ug/l	0.200	--	1
Indeno(1,2,3-cd)Pyrene	ND		ug/l	0.400	--	1
Dibenzo(a,h)anthracene	ND		ug/l	0.400	--	1
Benzo(ghi)perylene	ND		ug/l	0.400	--	1

Project Name: STONEGATE PROPERTY**Lab Number:** L1920797**Project Number:** 191.05009.002**Report Date:** 05/28/19**SAMPLE RESULTS**

Lab ID: L1920797-03

Date Collected: 05/16/19 13:55

Client ID: MW103

Date Received: 05/16/19

Sample Location: READING, MA

Field Prep: Not Specified

Sample Depth:

Parameter	Result	Qualifier	Units	RL	MDL	Dilution Factor
-----------	--------	-----------	-------	----	-----	-----------------

EPH w/MS Targets - Westborough Lab

Surrogate	% Recovery	Qualifier	Acceptance Criteria
Chloro-Octadecane	70		40-140
o-Terphenyl	71		40-140
2-Fluorobiphenyl	76		40-140
2-Bromonaphthalene	80		40-140
O-Terphenyl-MS	67		40-140

Project Name: STONEGATE PROPERTY
Project Number: 191.05009.002

Lab Number: L1920797
Report Date: 05/28/19

SAMPLE RESULTS

Lab ID: L1920797-04
 Client ID: MW104
 Sample Location: READING, MA

Date Collected: 05/16/19 10:23
 Date Received: 05/16/19
 Field Prep: Refer to COC

Sample Depth:
 Matrix: Water
 Analytical Method: 131, VPH-18-2.1
 Analytical Date: 05/21/19 14:19
 Analyst: MKS

Trap: EST, Carboxen B/Carboxen 1000&1001

Analytical Column: Restek, RTX-502.2,
105m, 0.53ID, 3um

Quality Control Information

Condition of sample received: Satisfactory
 Aqueous Preservative: Laboratory Provided Preserved
 Container
 Sample Temperature upon receipt: Received on Ice

Parameter	Result	Qualifier	Units	RL	MDL	Dilution Factor
Volatile Petroleum Hydrocarbons - Westborough Lab						
C5-C8 Aliphatics	ND		ug/l	50.0	--	1
C9-C12 Aliphatics	ND		ug/l	50.0	--	1
C9-C10 Aromatics	ND		ug/l	50.0	--	1
C5-C8 Aliphatics, Adjusted	ND		ug/l	50.0	--	1
C9-C12 Aliphatics, Adjusted	ND		ug/l	50.0	--	1
Benzene	ND		ug/l	2.00	--	1
Toluene	ND		ug/l	2.00	--	1
Ethylbenzene	ND		ug/l	2.00	--	1
p/m-Xylene	ND		ug/l	2.00	--	1
o-Xylene	ND		ug/l	2.00	--	1
Methyl tert butyl ether	ND		ug/l	3.00	--	1
Naphthalene	4.35		ug/l	4.00	--	1

Surrogate	% Recovery	Qualifier	Acceptance Criteria
2,5-Dibromotoluene-PID	94		70-130
2,5-Dibromotoluene-FID	107		70-130

Project Name: STONEGATE PROPERTY**Lab Number:** L1920797**Project Number:** 191.05009.002**Report Date:** 05/28/19**SAMPLE RESULTS**

Lab ID: L1920797-04
 Client ID: MW104
 Sample Location: READING, MA

Date Collected: 05/16/19 10:23
 Date Received: 05/16/19
 Field Prep: Refer to COC

Sample Depth:
 Matrix: Water
 Analytical Method: 98,EPH-04-1.1
 Analytical Date: 05/19/19 23:17
 Analyst: DG

M.S. Analytical Date: 05/20/19 19:19
 M.S. Analyst: DV

Extraction Method: EPA 3510C
 Extraction Date: 05/18/19 23:48
 Cleanup Method1: EPH-04-1
 Cleanup Date1: 05/19/19

Quality Control Information

Condition of sample received: Satisfactory
 Aqueous Preservative: Laboratory Provided Preserved Container
 Sample Temperature upon receipt: Received on Ice
 Sample Extraction method: Extracted Per the Method

Parameter	Result	Qualifier	Units	RL	MDL	Dilution Factor
EPH w/MS Targets - Westborough Lab						
C9-C18 Aliphatics	ND		ug/l	100	--	1
C19-C36 Aliphatics	ND		ug/l	100	--	1
C11-C22 Aromatics	ND		ug/l	100	--	1
C11-C22 Aromatics, Adjusted	ND		ug/l	100	--	1
Naphthalene	3.17		ug/l	0.400	--	1
2-Methylnaphthalene	1.77		ug/l	0.400	--	1
Acenaphthylene	ND		ug/l	0.400	--	1
Acenaphthene	ND		ug/l	0.400	--	1
Fluorene	ND		ug/l	0.400	--	1
Phenanthrene	0.676		ug/l	0.400	--	1
Anthracene	ND		ug/l	0.400	--	1
Fluoranthene	ND		ug/l	0.400	--	1
Pyrene	ND		ug/l	0.400	--	1
Benzo(a)anthracene	ND		ug/l	0.400	--	1
Chrysene	ND		ug/l	0.400	--	1
Benzo(b)fluoranthene	ND		ug/l	0.400	--	1
Benzo(k)fluoranthene	ND		ug/l	0.400	--	1
Benzo(a)pyrene	ND		ug/l	0.200	--	1
Indeno(1,2,3-cd)Pyrene	ND		ug/l	0.400	--	1
Dibenzo(a,h)anthracene	ND		ug/l	0.400	--	1
Benzo(ghi)perylene	ND		ug/l	0.400	--	1

Project Name: STONEGATE PROPERTY**Lab Number:** L1920797**Project Number:** 191.05009.002**Report Date:** 05/28/19**SAMPLE RESULTS**

Lab ID: L1920797-04

Date Collected: 05/16/19 10:23

Client ID: MW104

Date Received: 05/16/19

Sample Location: READING, MA

Field Prep: Refer to COC

Sample Depth:

Parameter	Result	Qualifier	Units	RL	MDL	Dilution Factor
-----------	--------	-----------	-------	----	-----	-----------------

EPH w/MS Targets - Westborough Lab

Surrogate	% Recovery	Qualifier	Acceptance Criteria
Chloro-Octadecane	64		40-140
o-Terphenyl	68		40-140
2-Fluorobiphenyl	76		40-140
2-Bromonaphthalene	80		40-140
O-Terphenyl-MS	62		40-140

Project Name: STONEGATE PROPERTY
Project Number: 191.05009.002

Lab Number: L1920797
Report Date: 05/28/19

SAMPLE RESULTS

Lab ID: L1920797-05
 Client ID: TRIP BLANK
 Sample Location: READING, MA

Date Collected: 05/16/19 00:00
 Date Received: 05/16/19
 Field Prep: Not Specified

Sample Depth:
 Matrix: Water
 Analytical Method: 131, VPH-18-2.1
 Analytical Date: 05/21/19 14:59
 Analyst: MKS

Trap: EST, Carboxen B/Carboxen 1000&1001

Analytical Column: Restek, RTX-502.2,
105m, 0.53ID, 3um

Quality Control Information

Condition of sample received: Satisfactory
 Aqueous Preservative: Laboratory Provided Preserved
 Container Received on Ice
 Sample Temperature upon receipt:

Parameter	Result	Qualifier	Units	RL	MDL	Dilution Factor
Volatile Petroleum Hydrocarbons - Westborough Lab						
C5-C8 Aliphatics	ND		ug/l	50.0	--	1
C9-C12 Aliphatics	ND		ug/l	50.0	--	1
C9-C10 Aromatics	ND		ug/l	50.0	--	1
C5-C8 Aliphatics, Adjusted	ND		ug/l	50.0	--	1
C9-C12 Aliphatics, Adjusted	ND		ug/l	50.0	--	1
Benzene	ND		ug/l	2.00	--	1
Toluene	ND		ug/l	2.00	--	1
Ethylbenzene	ND		ug/l	2.00	--	1
p/m-Xylene	ND		ug/l	2.00	--	1
o-Xylene	ND		ug/l	2.00	--	1
Methyl tert butyl ether	ND		ug/l	3.00	--	1
Naphthalene	ND		ug/l	4.00	--	1

Surrogate	% Recovery	Qualifier	Acceptance Criteria
2,5-Dibromotoluene-PID	92		70-130
2,5-Dibromotoluene-FID	105		70-130

Project Name: STONEGATE PROPERTY
Project Number: 191.05009.002

Lab Number: L1920797
Report Date: 05/28/19

Method Blank Analysis
Batch Quality Control

Analytical Method: 98,EPH-04-1.1
Analytical Date: 05/19/19 21:09
Analyst: DG

M.S. Analytical Date: 05/20/19 16:48
M.S. Analyst: DV

Extraction Method: EPA 3510C
Extraction Date: 05/18/19 23:48
Cleanup Method: EPH-04-1
Cleanup Date: 05/19/19

Parameter	Result	Qualifier	Units	RL	MDL
EPH w/MS Targets - Westborough Lab for sample(s): 01-04 Batch: WG1238738-1					
C9-C18 Aliphatics	ND		ug/l	100	--
C19-C36 Aliphatics	ND		ug/l	100	--
C11-C22 Aromatics	ND		ug/l	100	--
C11-C22 Aromatics, Adjusted	ND		ug/l	100	--
Naphthalene	ND		ug/l	0.400	--
2-Methylnaphthalene	ND		ug/l	0.400	--
Acenaphthylene	ND		ug/l	0.400	--
Acenaphthene	ND		ug/l	0.400	--
Fluorene	ND		ug/l	0.400	--
Phenanthrene	ND		ug/l	0.400	--
Anthracene	ND		ug/l	0.400	--
Fluoranthene	ND		ug/l	0.400	--
Pyrene	ND		ug/l	0.400	--
Benzo(a)anthracene	ND		ug/l	0.400	--
Chrysene	ND		ug/l	0.400	--
Benzo(b)fluoranthene	ND		ug/l	0.400	--
Benzo(k)fluoranthene	ND		ug/l	0.400	--
Benzo(a)pyrene	ND		ug/l	0.200	--
Indeno(1,2,3-cd)Pyrene	ND		ug/l	0.400	--
Dibenzo(a,h)anthracene	ND		ug/l	0.400	--
Benzo(ghi)perylene	ND		ug/l	0.400	--

Project Name: STONEGATE PROPERTY
Project Number: 191.05009.002

Lab Number: L1920797
Report Date: 05/28/19

Method Blank Analysis
Batch Quality Control

Analytical Method: 98,EPH-04-1.1
Analytical Date: 05/19/19 21:09
Analyst: DG

05/20/19 16:48
DV

Extraction Method: EPA 3510C
Extraction Date: 05/18/19 23:48
Cleanup Method: EPH-04-1
Cleanup Date: 05/19/19

Parameter	Result	Qualifier	Units	RL	MDL
EPH w/MS Targets - Westborough Lab for sample(s): 01-04 Batch: WG1238738-1					

Surrogate	%Recovery	Qualifier	Acceptance Criteria
Chloro-Octadecane	70		40-140
o-Terphenyl	71		40-140
2-Fluorobiphenyl	74		40-140
2-Bromonaphthalene	74		40-140
O-Terphenyl-MS	68		40-140

Project Name: STONEGATE PROPERTY
Project Number: 191.05009.002

Lab Number: L1920797
Report Date: 05/28/19

**Method Blank Analysis
Batch Quality Control**

Analytical Method: 131, VPH-18-2.1
Analytical Date: 05/21/19 09:36
Analyst: MKS

Parameter	Result	Qualifier	Units	RL	MDL
Volatile Petroleum Hydrocarbons - Westborough Lab for sample(s): 01-05 Batch: WG1239973-4					
C5-C8 Aliphatics	ND		ug/l	50.0	--
C9-C12 Aliphatics	ND		ug/l	50.0	--
C9-C10 Aromatics	ND		ug/l	50.0	--
C5-C8 Aliphatics, Adjusted	ND		ug/l	50.0	--
C9-C12 Aliphatics, Adjusted	ND		ug/l	50.0	--
Benzene	ND		ug/l	2.00	--
Toluene	ND		ug/l	2.00	--
Ethylbenzene	ND		ug/l	2.00	--
p/m-Xylene	ND		ug/l	2.00	--
o-Xylene	ND		ug/l	2.00	--
Methyl tert butyl ether	ND		ug/l	3.00	--
Naphthalene	ND		ug/l	4.00	--

Surrogate	%Recovery	Qualifier	Acceptance Criteria
2,5-Dibromotoluene-PID	84		70-130
2,5-Dibromotoluene-FID	95		70-130

Lab Control Sample Analysis

Batch Quality Control

Project Name: STONEGATE PROPERTY

Lab Number: L1920797

Project Number: 191.05009.002

Report Date: 05/28/19

Parameter	LCS		LCSD		%Recovery Limits	RPD	Qual	RPD Limits
	%Recovery	Qual	%Recovery	Qual				
EPH w/MS Targets - Westborough Lab Associated sample(s): 01-04 Batch: WG1238738-2 WG1238738-3								
C9-C18 Aliphatics	67		67		40-140	0		25
C19-C36 Aliphatics	80		82		40-140	2		25
C11-C22 Aromatics	85		85		40-140	0		25
Naphthalene	75		70		40-140	7		25
2-Methylnaphthalene	73		69		40-140	6		25
Acenaphthylene	82		78		40-140	5		25
Acenaphthene	78		73		40-140	7		25
Fluorene	79		75		40-140	5		25
Phenanthrene	72		70		40-140	3		25
Anthracene	84		83		40-140	1		25
Fluoranthene	86		84		40-140	2		25
Pyrene	88		86		40-140	2		25
Benzo(a)anthracene	82		78		40-140	5		25
Chrysene	82		75		40-140	9		25
Benzo(b)fluoranthene	78		75		40-140	4		25
Benzo(k)fluoranthene	85		79		40-140	7		25
Benzo(a)pyrene	81		76		40-140	6		25
Indeno(1,2,3-cd)Pyrene	84		77		40-140	9		25
Dibenzo(a,h)anthracene	90		83		40-140	8		25
Benzo(ghi)perylene	76		70		40-140	8		25
Nonane (C9)	54		50		30-140	8		25
Decane (C10)	59		57		40-140	3		25
Dodecane (C12)	60		58		40-140	3		25

Lab Control Sample Analysis

Batch Quality Control

Project Name: STONEGATE PROPERTY
Project Number: 191.05009.002

Lab Number: L1920797
Report Date: 05/28/19

Parameter	LCS		LCSD		%Recovery Limits	RPD	RPD	
	%Recovery	Qual	%Recovery	Qual			Qual	Limits
EPH w/MS Targets - Westborough Lab Associated sample(s): 01-04 Batch: WG1238738-2 WG1238738-3								
Tetradecane (C14)	62		61		40-140	2		25
Hexadecane (C16)	64		66		40-140	3		25
Octadecane (C18)	71		73		40-140	3		25
Nonadecane (C19)	70		72		40-140	3		25
Eicosane (C20)	72		74		40-140	3		25
Docosane (C22)	73		74		40-140	1		25
Tetracosane (C24)	73		74		40-140	1		25
Hexacosane (C26)	74		74		40-140	0		25
Octacosane (C28)	75		75		40-140	0		25
triacontane (C30)	76		76		40-140	0		25
Hexatriacontane (C36)	82		82		40-140	0		25

Surrogate	LCS		LCSD		Acceptance Criteria
	%Recovery	Qual	%Recovery	Qual	
Chloro-Octadecane	75		75		40-140
o-Terphenyl	78		81		40-140
2-Fluorobiphenyl	74		77		40-140
2-Bromonaphthalene	75		80		40-140
O-Terphenyl-MS	82		81		40-140
% Naphthalene Breakthrough	0		0		
% 2-Methylnaphthalene Breakthrough	0		0		

Lab Control Sample Analysis Batch Quality Control

Project Name: STONEGATE PROPERTY
Project Number: 191.05009.002

Lab Number: L1920797
Report Date: 05/28/19

Parameter	LCS %Recovery	Qual	LCSD %Recovery	Qual	%Recovery Limits	RPD	Qual	RPD Limits
Volatile Petroleum Hydrocarbons - Westborough Lab Associated sample(s): 01-05 Batch: WG1239973-2 WG1239973-3								
C5-C8 Aliphatics	107		107		70-130	0		25
C9-C12 Aliphatics	110		110		70-130	0		25
C9-C10 Aromatics	94		94		70-130	0		25
Benzene	98		98		70-130	0		25
Toluene	98		98		70-130	0		25
Ethylbenzene	101		100		70-130	1		25
p/m-Xylene	98		97		70-130	0		25
o-Xylene	95		95		70-130	0		25
Methyl tert butyl ether	101		103		70-130	2		25
Naphthalene	94		97		70-130	3		25
1,2,4-Trimethylbenzene	94		94		70-130	0		25
Pentane	108		106		70-130	2		25
2-Methylpentane	108		108		70-130	0		25
2,2,4-Trimethylpentane	111		110		70-130	1		25
n-Nonane	114		114		30-130	0		25
n-Decane	102		102		70-130	0		25
n-Butylcyclohexane	114		114		70-130	0		25

Surrogate	LCS %Recovery	Qual	LCSD %Recovery	Qual	Acceptance Criteria
2,5-Dibromotoluene-PID	98		99		70-130
2,5-Dibromotoluene-FID	110		112		70-130



METALS

Project Name: STONEGATE PROPERTY**Lab Number:** L1920797**Project Number:** 191.05009.002**Report Date:** 05/28/19**SAMPLE RESULTS**

Lab ID: L1920797-02

Date Collected: 05/16/19 11:24

Client ID: MW102

Date Received: 05/16/19

Sample Location: READING, MA

Field Prep: Refer to COC

Sample Depth:

Matrix: Water

Parameter	Result	Qualifier	Units	RL	MDL	Dilution Factor	Date Prepared	Date Analyzed	Prep Method	Analytical Method	Analyst
MCP Dissolved Metals - Mansfield Lab											
Arsenic, Dissolved	ND		mg/l	0.005	--	1	05/21/19 14:40	05/21/19 20:21	EPA 3005A	97,6010D	AB
Barium, Dissolved	0.077		mg/l	0.010	--	1	05/21/19 14:40	05/21/19 20:21	EPA 3005A	97,6010D	AB
Cadmium, Dissolved	ND		mg/l	0.004	--	1	05/21/19 14:40	05/21/19 20:21	EPA 3005A	97,6010D	AB
Chromium, Dissolved	ND		mg/l	0.010	--	1	05/21/19 14:40	05/21/19 20:21	EPA 3005A	97,6010D	AB
Lead, Dissolved	ND		mg/l	0.010	--	1	05/21/19 14:40	05/21/19 20:21	EPA 3005A	97,6010D	AB
Mercury, Dissolved	ND		mg/l	0.0002	--	1	05/20/19 13:57	05/27/19 12:44	EPA 7470A	97,7470A	GD
Selenium, Dissolved	ND		mg/l	0.010	--	1	05/21/19 14:40	05/21/19 20:21	EPA 3005A	97,6010D	AB
Silver, Dissolved	ND		mg/l	0.007	--	1	05/21/19 14:40	05/21/19 20:21	EPA 3005A	97,6010D	AB



Project Name: STONEGATE PROPERTY**Lab Number:** L1920797**Project Number:** 191.05009.002**Report Date:** 05/28/19**SAMPLE RESULTS**

Lab ID: L1920797-04

Date Collected: 05/16/19 10:23

Client ID: MW104

Date Received: 05/16/19

Sample Location: READING, MA

Field Prep: Refer to COC

Sample Depth:

Matrix: Water

Parameter	Result	Qualifier	Units	RL	MDL	Dilution Factor	Date Prepared	Date Analyzed	Prep Method	Analytical Method	Analyst
MCP Dissolved Metals - Mansfield Lab											
Arsenic, Dissolved	ND		mg/l	0.005	--	1	05/21/19 14:40	05/21/19 20:26	EPA 3005A	97,6010D	AB
Barium, Dissolved	0.056		mg/l	0.010	--	1	05/21/19 14:40	05/21/19 20:26	EPA 3005A	97,6010D	AB
Cadmium, Dissolved	ND		mg/l	0.004	--	1	05/21/19 14:40	05/21/19 20:26	EPA 3005A	97,6010D	AB
Chromium, Dissolved	ND		mg/l	0.010	--	1	05/21/19 14:40	05/21/19 20:26	EPA 3005A	97,6010D	AB
Lead, Dissolved	ND		mg/l	0.010	--	1	05/21/19 14:40	05/21/19 20:26	EPA 3005A	97,6010D	AB
Mercury, Dissolved	ND		mg/l	0.0002	--	1	05/20/19 13:57	05/27/19 12:46	EPA 7470A	97,7470A	GD
Selenium, Dissolved	ND		mg/l	0.010	--	1	05/21/19 14:40	05/21/19 20:26	EPA 3005A	97,6010D	AB
Silver, Dissolved	ND		mg/l	0.007	--	1	05/21/19 14:40	05/21/19 20:26	EPA 3005A	97,6010D	AB

Project Name: STONEGATE PROPERTY
Project Number: 191.05009.002

Lab Number: L1920797
Report Date: 05/28/19

Method Blank Analysis Batch Quality Control

Parameter	Result Qualifier	Units	RL	MDL	Dilution Factor	Date Prepared	Date Analyzed	Analytical Method	Analyst
MCP Dissolved Metals - Mansfield Lab for sample(s): 02,04 Batch: WG1239088-1									
Mercury, Dissolved	ND	mg/l	0.0002	--	1	05/20/19 13:57	05/27/19 12:28	97,7470A	GD

Prep Information

Digestion Method: EPA 7470A

Parameter	Result Qualifier	Units	RL	MDL	Dilution Factor	Date Prepared	Date Analyzed	Analytical Method	Analyst
MCP Dissolved Metals - Mansfield Lab for sample(s): 02,04 Batch: WG1239491-1									
Arsenic, Dissolved	ND	mg/l	0.005	--	1	05/21/19 14:40	05/21/19 19:43	97,6010D	AB
Barium, Dissolved	ND	mg/l	0.010	--	1	05/21/19 14:40	05/21/19 19:43	97,6010D	AB
Cadmium, Dissolved	ND	mg/l	0.004	--	1	05/21/19 14:40	05/21/19 19:43	97,6010D	AB
Chromium, Dissolved	ND	mg/l	0.010	--	1	05/21/19 14:40	05/21/19 19:43	97,6010D	AB
Lead, Dissolved	ND	mg/l	0.010	--	1	05/21/19 14:40	05/21/19 19:43	97,6010D	AB
Selenium, Dissolved	ND	mg/l	0.010	--	1	05/21/19 14:40	05/21/19 19:43	97,6010D	AB
Silver, Dissolved	ND	mg/l	0.007	--	1	05/21/19 14:40	05/21/19 19:43	97,6010D	AB

Prep Information

Digestion Method: EPA 3005A

Lab Control Sample Analysis

Batch Quality Control

Project Name: STONEGATE PROPERTY

Project Number: 191.05009.002

Lab Number: L1920797

Report Date: 05/28/19

Parameter	LCS		LCSD		%Recovery Limits	RPD	Qual	RPD Limits
	%Recovery	Qual	%Recovery	Qual				
MCP Dissolved Metals - Mansfield Lab Associated sample(s): 02,04 Batch: WG1239088-2 WG1239088-3								
Mercury, Dissolved	101		101		80-120	0		20
MCP Dissolved Metals - Mansfield Lab Associated sample(s): 02,04 Batch: WG1239491-2 WG1239491-3								
Arsenic, Dissolved	108		108		80-120	0		20
Barium, Dissolved	98		104		80-120	6		20
Cadmium, Dissolved	107		111		80-120	4		20
Chromium, Dissolved	102		105		80-120	3		20
Lead, Dissolved	105		105		80-120	0		20
Selenium, Dissolved	112		109		80-120	3		20
Silver, Dissolved	104		108		80-120	4		20

Project Name: STONEGATE PROPERTY
Project Number: 191.05009.002

Serial_No:05281914:17
Lab Number: L1920797
Report Date: 05/28/19

Sample Receipt and Container Information

Were project specific reporting limits specified? YES

Cooler Information

Cooler **Custody Seal**
A Absent

Container Information

Container ID	Container Type	Cooler	Initial pH	Final pH	Temp deg C	Pres	Seal	Frozen Date/Time	Analysis(*)
L1920797-01A	Vial HCl preserved	A	NA		3.1	Y	Absent		VPH-DELUX-18(14)
L1920797-01B	Vial HCl preserved	A	NA		3.1	Y	Absent		VPH-DELUX-18(14)
L1920797-01C	Vial HCl preserved	A	NA		3.1	Y	Absent		VPH-DELUX-18(14)
L1920797-01D	Vial HCl preserved	A	NA		3.1	Y	Absent		MCP-8260-10(14)
L1920797-01E	Vial HCl preserved	A	NA		3.1	Y	Absent		MCP-8260-10(14)
L1920797-01F	Vial HCl preserved	A	NA		3.1	Y	Absent		MCP-8260-10(14)
L1920797-01G	Amber 1000ml HCl preserved	A	<2	<2	3.1	Y	Absent		EPH-MS-10(14),EPHD-GC-10(14)
L1920797-01H	Amber 1000ml HCl preserved	A	<2	<2	3.1	Y	Absent		EPH-MS-10(14),EPHD-GC-10(14)
L1920797-02A	Vial HCl preserved	A	NA		3.1	Y	Absent		VPH-DELUX-18(14)
L1920797-02B	Vial HCl preserved	A	NA		3.1	Y	Absent		VPH-DELUX-18(14)
L1920797-02C	Vial HCl preserved	A	NA		3.1	Y	Absent		VPH-DELUX-18(14)
L1920797-02D	Vial HCl preserved	A	NA		3.1	Y	Absent		MCP-8260-10(14)
L1920797-02E	Vial HCl preserved	A	NA		3.1	Y	Absent		MCP-8260-10(14)
L1920797-02F	Vial HCl preserved	A	NA		3.1	Y	Absent		MCP-8260-10(14)
L1920797-02G	Amber 1000ml HCl preserved	A	<2	<2	3.1	Y	Absent		EPH-MS-10(14),EPHD-GC-10(14)
L1920797-02H	Amber 1000ml HCl preserved	A	<2	<2	3.1	Y	Absent		EPH-MS-10(14),EPHD-GC-10(14)
L1920797-02I	Plastic 250ml HNO3 preserved	A	<2	<2	3.1	Y	Absent		MCP-CD-6010S-10(180),MCP-7470S-10(28),MCP-AG-6010S-10(180),MCP-AS-6010S-10(180),MCP-CR-6010S-10(180),MCP-BA-6010S-10(180),MCP-PB-6010S-10(180),MCP-SE-6010S-10(180)
L1920797-03A	Vial HCl preserved	A	NA		3.1	Y	Absent		VPH-DELUX-18(14)
L1920797-03B	Vial HCl preserved	A	NA		3.1	Y	Absent		VPH-DELUX-18(14)
L1920797-03C	Vial HCl preserved	A	NA		3.1	Y	Absent		VPH-DELUX-18(14)
L1920797-03D	Vial HCl preserved	A	NA		3.1	Y	Absent		MCP-8260-10(14)

*Values in parentheses indicate holding time in days



Project Name: STONEGATE PROPERTY
Project Number: 191.05009.002

Serial_No:05281914:17
Lab Number: L1920797
Report Date: 05/28/19

Container Information

Container ID	Container Type	Cooler	Initial pH	Final pH	Temp deg C	Pres	Seal	Frozen Date/Time	Analysis(*)
L1920797-03E	Vial HCl preserved	A	NA		3.1	Y	Absent		MCP-8260-10(14)
L1920797-03F	Vial HCl preserved	A	NA		3.1	Y	Absent		MCP-8260-10(14)
L1920797-03G	Amber 1000ml HCl preserved	A	<2	<2	3.1	Y	Absent		EPH-MS-10(14),EPHD-GC-10(14)
L1920797-03H	Amber 1000ml HCl preserved	A	<2	<2	3.1	Y	Absent		EPH-MS-10(14),EPHD-GC-10(14)
L1920797-04A	Vial HCl preserved	A	NA		3.1	Y	Absent		VPH-DELUX-18(14)
L1920797-04B	Vial HCl preserved	A	NA		3.1	Y	Absent		VPH-DELUX-18(14)
L1920797-04C	Vial HCl preserved	A	NA		3.1	Y	Absent		VPH-DELUX-18(14)
L1920797-04D	Vial HCl preserved	A	NA		3.1	Y	Absent		MCP-8260-10(14)
L1920797-04E	Vial HCl preserved	A	NA		3.1	Y	Absent		MCP-8260-10(14)
L1920797-04F	Vial HCl preserved	A	NA		3.1	Y	Absent		MCP-8260-10(14)
L1920797-04G	Amber 1000ml HCl preserved	A	<2	<2	3.1	Y	Absent		EPH-MS-10(14),EPHD-GC-10(14)
L1920797-04H	Amber 1000ml HCl preserved	A	<2	<2	3.1	Y	Absent		EPH-MS-10(14),EPHD-GC-10(14)
L1920797-04I	Plastic 250ml HNO3 preserved	A	<2	<2	3.1	Y	Absent		MCP-CD-6010S-10(180),MCP-7470S-10(28),MCP-AG-6010S-10(180),MCP-AS-6010S-10(180),MCP-CR-6010S-10(180),MCP-BA-6010S-10(180),MCP-PB-6010S-10(180),MCP-SE-6010S-10(180)
L1920797-05A	Vial HCl preserved	A	NA		3.1	Y	Absent		VPH-DELUX-18(14)
L1920797-05B	Vial HCl preserved	A	NA		3.1	Y	Absent		VPH-DELUX-18(14)
L1920797-05C	Vial HCl preserved	A	NA		3.1	Y	Absent		MCP-8260-10(14)
L1920797-05D	Vial HCl preserved	A	NA		3.1	Y	Absent		MCP-8260-10(14)

*Values in parentheses indicate holding time in days



Project Name: STONEGATE PROPERTY
Project Number: 191.05009.002

Lab Number: L1920797
Report Date: 05/28/19

GLOSSARY

Acronyms

DL	- Detection Limit: This value represents the level to which target analyte concentrations are reported as estimated values, when those target analyte concentrations are quantified below the limit of quantitation (LOQ). The DL includes any adjustments from dilutions, concentrations or moisture content, where applicable. (DoD report formats only.)
EDL	- Estimated Detection Limit: This value represents the level to which target analyte concentrations are reported as estimated values, when those target analyte concentrations are quantified below the reporting limit (RL). The EDL includes any adjustments from dilutions, concentrations or moisture content, where applicable. The use of EDLs is specific to the analysis of PAHs using Solid-Phase Microextraction (SPME).
EMPC	- Estimated Maximum Possible Concentration: The concentration that results from the signal present at the retention time of an analyte when the ions meet all of the identification criteria except the ion abundance ratio criteria. An EMPC is a worst-case estimate of the concentration.
EPA	- Environmental Protection Agency.
LCS	- Laboratory Control Sample: A sample matrix, free from the analytes of interest, spiked with verified known amounts of analytes or a material containing known and verified amounts of analytes.
LCSD	- Laboratory Control Sample Duplicate: Refer to LCS.
LFB	- Laboratory Fortified Blank: A sample matrix, free from the analytes of interest, spiked with verified known amounts of analytes or a material containing known and verified amounts of analytes.
LOD	- Limit of Detection: This value represents the level to which a target analyte can reliably be detected for a specific analyte in a specific matrix by a specific method. The LOD includes any adjustments from dilutions, concentrations or moisture content, where applicable. (DoD report formats only.)
LOQ	- Limit of Quantitation: The value at which an instrument can accurately measure an analyte at a specific concentration. The LOQ includes any adjustments from dilutions, concentrations or moisture content, where applicable. (DoD report formats only.) Limit of Quantitation: The value at which an instrument can accurately measure an analyte at a specific concentration. The LOQ includes any adjustments from dilutions, concentrations or moisture content, where applicable. (DoD report formats only.)
MDL	- Method Detection Limit: This value represents the level to which target analyte concentrations are reported as estimated values, when those target analyte concentrations are quantified below the reporting limit (RL). The MDL includes any adjustments from dilutions, concentrations or moisture content, where applicable.
MS	- Matrix Spike Sample: A sample prepared by adding a known mass of target analyte to a specified amount of matrix sample for which an independent estimate of target analyte concentration is available. For Method 332.0, the spike recovery is calculated using the native concentration, including estimated values.
MSD	- Matrix Spike Sample Duplicate: Refer to MS.
NA	- Not Applicable.
NC	- Not Calculated: Term is utilized when one or more of the results utilized in the calculation are non-detect at the parameter's reporting unit.
NDPA/DPA	- N-Nitrosodiphenylamine/Diphenylamine.
NI	- Not Ignitable.
NP	- Non-Plastic: Term is utilized for the analysis of Atterberg Limits in soil.
RL	- Reporting Limit: The value at which an instrument can accurately measure an analyte at a specific concentration. The RL includes any adjustments from dilutions, concentrations or moisture content, where applicable.
RPD	- Relative Percent Difference: The results from matrix and/or matrix spike duplicates are primarily designed to assess the precision of analytical results in a given matrix and are expressed as relative percent difference (RPD). Values which are less than five times the reporting limit for any individual parameter are evaluated by utilizing the absolute difference between the values; although the RPD value will be provided in the report.
SRM	- Standard Reference Material: A reference sample of a known or certified value that is of the same or similar matrix as the associated field samples.
STLP	- Semi-dynamic Tank Leaching Procedure per EPA Method 1315.
TEF	- Toxic Equivalency Factors: The values assigned to each dioxin and furan to evaluate their toxicity relative to 2,3,7,8-TCDD.
TEQ	- Toxic Equivalent: The measure of a sample's toxicity derived by multiplying each dioxin and furan by its corresponding TEF and then summing the resulting values.
TIC	- Tentatively Identified Compound: A compound that has been identified to be present and is not part of the target compound list (TCL) for the method and/or program. All TICs are qualitatively identified and reported as estimated concentrations.

Footnotes

Report Format: Data Usability Report



Project Name: STONEGATE PROPERTY
Project Number: 191.05009.002

Lab Number: L1920797
Report Date: 05/28/19

- 1 - The reference for this analyte should be considered modified since this analyte is absent from the target analyte list of the original method.

Terms

Analytical Method: Both the document from which the method originates and the analytical reference method. (Example: EPA 8260B is shown as 1.8260B.) The codes for the reference method documents are provided in the References section of the Addendum.

Final pH: As it pertains to Sample Receipt & Container Information section of the report, Final pH reflects pH of container determined after adjustment at the laboratory, if applicable. If no adjustment required, value reflects Initial pH.

Frozen Date/Time: With respect to Volatile Organics in soil, Frozen Date/Time reflects the date/time at which associated Reagent Water-preserved vials were initially frozen. Note: If frozen date/time is beyond 48 hours from sample collection, value will be reflected in 'bold'.

Initial pH: As it pertains to Sample Receipt & Container Information section of the report, Initial pH reflects pH of container determined upon receipt, if applicable.

PFAS Total: With respect to PFAS analyses, the 'PFAS, Total (5)' result is defined as the summation of results for: PFHpA, PFHxS, PFOA, PFNA and PFOS. If a 'Total' result is requested, the results of its individual components will also be reported.

Total: With respect to Organic analyses, a 'Total' result is defined as the summation of results for individual isomers or Aroclors. If a 'Total' result is requested, the results of its individual components will also be reported. This is applicable to 'Total' results for methods 8260, 8081 and 8082.

Data Qualifiers

- A** - Spectra identified as "Aldol Condensation Product".
- B** - The analyte was detected above the reporting limit in the associated method blank. Flag only applies to associated field samples that have detectable concentrations of the analyte at less than ten times (10x) the concentration found in the blank. For MCP-related projects, flag only applies to associated field samples that have detectable concentrations of the analyte at less than ten times (10x) the concentration found in the blank. For DOD-related projects, flag only applies to associated field samples that have detectable concentrations of the analyte at less than ten times (10x) the concentration found in the blank AND the analyte was detected above one-half the reporting limit (or above the reporting limit for common lab contaminants) in the associated method blank. For NJ-Air-related projects, flag only applies to associated field samples that have detectable concentrations of the analyte above the reporting limit. For NJ-related projects (excluding Air), flag only applies to associated field samples that have detectable concentrations of the analyte, which was detected above the reporting limit in the associated method blank or above five times the reporting limit for common lab contaminants (Phthalates, Acetone, Methylene Chloride, 2-Butanone).
- C** - Co-elution: The target analyte co-elutes with a known lab standard (i.e. surrogate, internal standards, etc.) for co-extracted analyses.
- D** - Concentration of analyte was quantified from diluted analysis. Flag only applies to field samples that have detectable concentrations of the analyte.
- E** - Concentration of analyte exceeds the range of the calibration curve and/or linear range of the instrument.
- G** - The concentration may be biased high due to matrix interferences (i.e. co-elution) with non-target compound(s). The result should be considered estimated.
- H** - The analysis of pH was performed beyond the regulatory-required holding time of 15 minutes from the time of sample collection.
- I** - The lower value for the two columns has been reported due to obvious interference.
- J** - Estimated value. This represents an estimated concentration for Tentatively Identified Compounds (TICs).
- M** - Reporting Limit (RL) exceeds the MCP CAM Reporting Limit for this analyte.
- ND** - Not detected at the reporting limit (RL) for the sample.
- NJ** - Presumptive evidence of compound. This represents an estimated concentration for Tentatively Identified Compounds (TICs), where the identification is based on a mass spectral library search.
- P** - The RPD between the results for the two columns exceeds the method-specified criteria.
- Q** - The quality control sample exceeds the associated acceptance criteria. For DOD-related projects, LCS and/or Continuing Calibration Standard exceedences are also qualified on all associated sample results. Note: This flag is not applicable for matrix spike recoveries when the sample concentration is greater than 4x the spike added or for batch duplicate RPD when the sample concentrations are less than 5x the RL. (Metals only.)
- R** - Analytical results are from sample re-analysis.
- RE** - Analytical results are from sample re-extraction.
- S** - Analytical results are from modified screening analysis.

Report Format: Data Usability Report



Project Name: STONEGATE PROPERTY
Project Number: 191.05009.002

Lab Number: L1920797
Report Date: 05/28/19

REFERENCES

- 97 EPA Test Methods (SW-846) with QC Requirements & Performance Standards for the Analysis of EPA SW-846 Methods under the Massachusetts Contingency Plan, WSC-CAM-IIA, IIB, IIIA, IIIB, IIIC, IIID, VA, VB, VC, VIA, VIB, VIIIA and VIIIB, July 2010.
- 98 Method for the Determination of Extractable Petroleum Hydrocarbons (EPH), MassDEP, May 2004, Revision 1.1 with QC Requirements & Performance Standards for the Analysis of EPH under the Massachusetts Contingency Plan, WSC-CAM-IVB, July 2010.
- 131 Method for the Determination of Volatile Petroleum Hydrocarbons (VPH), MassDEP, February 2018, Revision 2.1 with QC Requirements & Performance Standards for the Analysis of VPH under the Massachusetts Contingency Plan, WSC-CAM-IVA, June 1, 2018.

LIMITATION OF LIABILITIES

Alpha Analytical performs services with reasonable care and diligence normal to the analytical testing laboratory industry. In the event of an error, the sole and exclusive responsibility of Alpha Analytical shall be to re-perform the work at it's own expense. In no event shall Alpha Analytical be held liable for any incidental, consequential or special damages, including but not limited to, damages in any way connected with the use of, interpretation of, information or analysis provided by Alpha Analytical.

We strongly urge our clients to comply with EPA protocol regarding sample volume, preservation, cooling, containers, sampling procedures, holding time and splitting of samples in the field.



Certification Information

The following analytes are not included in our Primary NELAP Scope of Accreditation:

Westborough Facility

EPA 624/624.1: m/p-xylene, o-xylene

EPA 8260C: NPW: 1,2,4,5-Tetramethylbenzene; 4-Ethyltoluene, Azobenzene; SCM: Iodomethane (methyl iodide), Methyl methacrylate, 1,2,4,5-Tetramethylbenzene; 4-Ethyltoluene.

EPA 8270D: NPW: Dimethylnaphthalene,1,4-Diphenylhydrazine; SCM: Dimethylnaphthalene,1,4-Diphenylhydrazine.

EPA 6860: SCM: Perchlorate

SM4500: NPW: Amenable Cyanide; SCM: Total Phosphorus, TKN, NO2, NO3.

Mansfield Facility

SM 2540D: TSS

EPA 8082A: NPW: PCB: 1, 5, 31, 87,101, 110, 141, 151, 153, 180, 183, 187.

EPA TO-15: Halothane, 2,4,4-Trimethyl-2-pentene, 2,4,4-Trimethyl-1-pentene, Thiophene, 2-Methylthiophene,

3-Methylthiophene, 2-Ethylthiophene, 1,2,3-Trimethylbenzene, Indan, Indene, 1,2,4,5-Tetramethylbenzene, Benzothiophene, 1-Methylnaphthalene.

Biological Tissue Matrix: EPA 3050B

The following analytes are included in our Massachusetts DEP Scope of Accreditation

Westborough Facility:

Drinking Water

EPA 300.0: Chloride, Nitrate-N, Fluoride, Sulfate; **EPA 353.2:** Nitrate-N, Nitrite-N; **SM4500NO3-F:** Nitrate-N, Nitrite-N; **SM4500F-C, SM4500CN-CE,**

EPA 180.1, SM2130B, SM4500CI-D, SM2320B, SM2540C, SM4500H-B

EPA 332: Perchlorate; **EPA 524.2:** THMs and VOCs; **EPA 504.1:** EDB, DBCP.

Microbiology: **SM9215B; SM9223-P/A, SM9223B-Colilert-QT,SM9222D.**

Non-Potable Water

SM4500H,B, EPA 120.1, SM2510B, SM2540C, SM2320B, SM4500CL-E, SM4500F-BC, SM4500NH3-BH: Ammonia-N and Kjeldahl-N, **EPA 350.1:** Ammonia-N, **LACHAT 10-107-06-1-B:** Ammonia-N, **EPA 351.1, SM4500NO3-F, EPA 353.2:** Nitrate-N, **SM4500P-E, SM4500P-B, E, SM4500SO4-E, SM5220D, EPA 410.4, SM5210B, SM5310C, SM4500CL-D, EPA 1664, EPA 420.1, SM4500-CN-CE, SM2540D, EPA 300:** Chloride, Sulfate, Nitrate.

EPA 624.1: Volatile Halocarbons & Aromatics,

EPA 608.3: Chlordane, Toxaphene, Aldrin, alpha-BHC, beta-BHC, gamma-BHC, delta-BHC, Dieldrin, DDD, DDE, DDT, Endosulfan I, Endosulfan II, Endosulfan sulfate, Endrin, Endrin Aldehyde, Heptachlor, Heptachlor Epoxide, PCBs

EPA 625.1: SVOC (Acid/Base/Neutral Extractables), **EPA 600/4-81-045:** PCB-Oil.

Microbiology: **SM9223B-Colilert-QT; Enterolert-QT, SM9221E, EPA 1600, EPA 1603.**

Mansfield Facility:

Drinking Water

EPA 200.7: Al, Ba, Cd, Cr, Cu, Fe, Mn, Ni, Na, Ag, Ca, Zn. **EPA 200.8:** Al, Sb, As, Ba, Be, Cd, Cr, Cu, Pb, Mn, Ni, Se, Ag, TL, Zn. **EPA 245.1 Hg.**

EPA 522.

Non-Potable Water

EPA 200.7: Al, Sb, As, Be, Cd, Ca, Cr, Co, Cu, Fe, Pb, Mg, Mn, Mo, Ni, K, Se, Ag, Na, Sr, TL, Ti, V, Zn.

EPA 200.8: Al, Sb, As, Be, Cd, Cr, Cu, Fe, Pb, Mn, Ni, K, Se, Ag, Na, TL, Zn.

EPA 245.1 Hg.

SM2340B

For a complete listing of analytes and methods, please contact your Alpha Project Manager.

Method Blank Summary Form 4 Volatiles

Client	: Ransom Consulting, Inc.	Lab Number	: L1920797
Project Name	: STONEGATE PROPERTY	Project Number	: 191.05009.002
Lab Sample ID	: WG1239377-5	Lab File ID	: VQ190521A04
Instrument ID	: QUIMBY		
Matrix	: WATER	Analysis Date	: 05/21/19 05:39

Client Sample No.	Lab Sample ID	Analysis Date
WG1239377-3LCS	WG1239377-3	05/21/19 04:08
WG1239377-4LCSD	WG1239377-4	05/21/19 04:38
TRIP BLANK	L1920797-05	05/21/19 08:42
MW101	L1920797-01	05/21/19 13:00
MW102	L1920797-02	05/21/19 13:30
MW103	L1920797-03	05/21/19 14:01
MW104	L1920797-04	05/21/19 14:31

Calibration Verification Summary

Form 7

Volatiles

Client : Ransom Consulting, Inc.
 Project Name : STONEGATE PROPERTY
 Instrument ID : QUIMBY
 Lab File ID : VQ190521A01
 Sample No : WG1239377-2
 Channel :

Lab Number : L1920797
 Project Number : 191.05009.002
 Calibration Date : 05/21/19 04:08
 Init. Calib. Date(s) : 05/08/19 05/08/19
 Init. Calib. Times : 05:11 11:11

Compound	Ave. RRF	RRF	Min RRF	%D	Max %D	Area%	Dev(min)
Fluorobenzene	1	1	-	0	20	59	0
Dichlorodifluoromethane	0.527	0.493	-	6.5	20	54	0
Chloromethane	0.584	0.671	-	-14.9	20	67	0
Vinyl chloride	0.608	0.7	-	-15.1	20	68	0
Bromomethane	0.368	0.511	-	-38.9*	20	79	0
Chloroethane	0.381	0.447	-	-17.3	20	68	0
Trichlorofluoromethane	0.797	0.844	-	-5.9	20	62	0
Ethyl ether	0.21	0.238	-	-13.3	20	66	0
1,1-Dichloroethene	0.503	0.56	-	-11.3	20	65	0
Carbon disulfide	1.494	1.718	-	-15	20	67	0
Methylene chloride	0.5	0.585	-	-17	20	69	0
Acetone	10	11.549	-	-15.5	20	66	0
trans-1,2-Dichloroethene	0.571	0.644	-	-12.8	20	67	0
Methyl tert-butyl ether	0.952	1.045	-	-9.8	20	65	0
Diisopropyl ether	1.323	1.56	-	-17.9	20	69	0
1,1-Dichloroethane	0.958	1.107	-	-15.6	20	67	0
Ethyl tert-butyl ether	1.247	1.389	-	-11.4	20	65	0
cis-1,2-Dichloroethene	0.602	0.671	-	-11.5	20	65	0
2,2-Dichloropropane	0.891	0.949	-	-6.5	20	63	0
Bromochloromethane	0.243	0.263	-	-8.2	20	63	0
Chloroform	0.926	1.001	-	-8.1	20	63	0
Carbon tetrachloride	0.785	0.823	-	-4.8	20	62	0
Tetrahydrofuran	0.058	0.068	-	-17.2	20	72	0
Dibromofluoromethane	0.225	0.219	-	2.7	20	58	0
1,1,1-Trichloroethane	0.889	0.94	-	-5.7	20	62	0
2-Butanone	0.09	0.099*	-	-10	20	68	0
1,1-Dichloropropene	0.766	0.868	-	-13.3	20	67	0
Benzene	2.256	2.598	-	-15.2	20	68	0
tert-Amyl methyl ether	1.088	1.213	-	-11.5	20	65	0
1,2-Dichloroethane-d4	0.219	0.191	-	12.8	20	53	0
1,2-Dichloroethane	0.532	0.539	-	-1.3	20	59	0
Trichloroethene	0.605	0.65	-	-7.4	20	64	0
Dibromomethane	0.232	0.244	-	-5.2	20	62	0
1,2-Dichloropropane	0.486	0.569	-	-17.1	20	68	0
Bromodichloromethane	0.661	0.685	-	-3.6	20	61	0
1,4-Dioxane	0.00219	0.00253*	-	-15.5	20	64	0
cis-1,3-Dichloropropene	0.837	0.883	-	-5.5	20	64	0
Chlorobenzene-d5	1	1	-	0	20	61	0
Toluene-d8	1.291	1.274	-	1.3	20	60	0
Toluene	1.872	2.112	-	-12.8	20	67	0
4-Methyl-2-pentanone	0.099	0.107	-	-8.1	20	64	0
Tetrachloroethene	0.909	0.981	-	-7.9	20	65	0
trans-1,3-Dichloropropene	0.841	0.84	-	0.1	20	63	0

* Value outside of QC limits.



Calibration Verification Summary

Form 7

Volatiles

Client : Ransom Consulting, Inc.
 Project Name : STONEGATE PROPERTY
 Instrument ID : QUIMBY
 Lab File ID : VQ190521A01
 Sample No : WG1239377-2
 Channel :

Lab Number : L1920797
 Project Number : 191.05009.002
 Calibration Date : 05/21/19 04:08
 Init. Calib. Date(s) : 05/08/19 05/08/19
 Init. Calib. Times : 05:11 11:11

Compound	Ave. RRF	RRF	Min RRF	%D	Max %D	Area%	Dev(min)
1,1,2-Trichloroethane	0.345	0.376	-	-9	20	66	0
Chlorodibromomethane	0.547	0.541	-	1.1	20	60	0
1,3-Dichloropropane	0.729	0.792	-	-8.6	20	66	0
1,2-Dibromoethane	0.416	0.42	-	-1	20	62	0
2-Hexanone	0.165	0.161	-	2.4	20	62	0
Chlorobenzene	1.994	2.235	-	-12.1	20	67	0
Ethylbenzene	3.599	4.06	-	-12.8	20	67	0
1,1,1,2-Tetrachloroethane	0.668	0.713	-	-6.7	20	65	0
p/m Xylene	1.358	1.473	-	-8.5	20	66	0
o Xylene	1.245	1.306	-	-4.9	20	64	0
Styrene	1.951	2.03	-	-4	20	63	0
1,4-Dichlorobenzene-d4	1	1	-	0	20	58	0
Bromoform	0.668	0.732	-	-9.6	20	61	0
Isopropylbenzene	7.294	8.494	-	-16.5	20	63	0
4-Bromofluorobenzene	0.989	1.024	-	-3.5	20	60	0
Bromobenzene	1.694	1.946	-	-14.9	20	63	0
n-Propylbenzene	7.781	8.74	-	-12.3	20	62	0
1,1,2,2-Tetrachloroethane	0.843	0.993	-	-17.8	20	66	0
2-Chlorotoluene	5.242	5.922	-	-13	20	64	0
1,3,5-Trimethylbenzene	4.896	5.094	-	-4	20	57	0
1,2,3-Trichloropropane	0.703	0.806	-	-14.7	20	64	0
4-Chlorotoluene	4.599	5.008	-	-8.9	20	61	0
tert-Butylbenzene	4.855	5.248	-	-8.1	20	61	0
1,2,4-Trimethylbenzene	4.402	4.524	-	-2.8	20	57	0
sec-Butylbenzene	6.456	7.156	-	-10.8	20	62	0
p-Isopropyltoluene	5.489	5.729	-	-4.4	20	58	0
1,3-Dichlorobenzene	3.072	3.379	-	-10	20	61	0
1,4-Dichlorobenzene	2.937	3.138	-	-6.8	20	60	0
n-Butylbenzene	4.189	4.459	-	-6.4	20	59	0
1,2-Dichlorobenzene	2.606	2.862	-	-9.8	20	61	0
1,2-Dibromo-3-chloropropan	10	10.879	-	-8.8	20	60	0
Hexachlorobutadiene	0.948	1.145	-	-20.8*	20	68	0
1,2,4-Trichlorobenzene	10	9.759	-	2.4	20	60	0
Naphthalene	1.428	1.45	-	-1.5	20	59	0
1,2,3-Trichlorobenzene	0.937	1.024	-	-9.3	20	62	0

* Value outside of QC limits.





ANALYTICAL REPORT

Lab Number:	L1920262
Client:	Ransom Consulting, Inc. 12 Kent Way Suite 100 Byfield, MA 01922-1221
ATTN:	John Ouellette
Phone:	(401) 258-3615
Project Name:	259-267 MAIN ST.
Project Number:	191.05009.002
Report Date:	05/28/19

The original project report/data package is held by Alpha Analytical. This report/data package is paginated and should be reproduced only in its entirety. Alpha Analytical holds no responsibility for results and/or data that are not consistent with the original.

Certifications & Approvals: MA (M-MA086), NH NELAP (2064), CT (PH-0574), IL (200077), ME (MA00086), MD (348), NJ (MA935), NY (11148), NC (25700/666), PA (68-03671), RI (LAO00065), TX (T104704476), VT (VT-0935), VA (460195), USDA (Permit #P330-17-00196).

Eight Walkup Drive, Westborough, MA 01581-1019
508-898-9220 (Fax) 508-898-9193 800-624-9220 - www.alphalab.com



Project Name: 259-267 MAIN ST.
Project Number: 191.05009.002

Lab Number: L1920262
Report Date: 05/28/19

Alpha Sample ID	Client ID	Matrix	Sample Location	Collection Date/Time	Receive Date
L1920262-01	SB101-S2	SOIL	READING, MA	05/14/19 09:30	05/15/19
L1920262-02	SB102-S1	SOIL	READING, MA	05/14/19 10:30	05/15/19
L1920262-03	SB103-S2	SOIL	READING, MA	05/14/19 11:00	05/15/19
L1920262-04	SB104-S2	SOIL	READING, MA	05/14/19 11:20	05/15/19
L1920262-05	SB105-S1	SOIL	READING, MA	05/14/19 12:10	05/15/19
L1920262-06	SB106-S1	SOIL	READING, MA	05/14/19 13:15	05/15/19
L1920262-07	SB106-S2	SOIL	READING, MA	05/14/19 13:20	05/15/19
L1920262-08	SB107-S1	SOIL	READING, MA	05/14/19 14:00	05/15/19
L1920262-09	SB107-S2	SOIL	READING, MA	05/14/19 14:05	05/15/19
L1920262-10	SB108-S1	SOIL	READING, MA	05/14/19 14:25	05/15/19
L1920262-11	SB108-S2	SOIL	READING, MA	05/14/19 14:30	05/15/19
L1920262-12	TRIP BLANK	SOIL	READING, MA	05/10/19 00:00	05/15/19

Project Name: 259-267 MAIN ST.

Lab Number: L1920262

Project Number: 191.05009.002

Report Date: 05/28/19

MADEP MCP Response Action Analytical Report Certification

This form provides certifications for all samples performed by MCP methods. Please refer to the Sample Results and Container Information sections of this report for specification of MCP methods used for each analysis. The following questions pertain only to MCP Analytical Methods.

An affirmative response to questions A through F is required for "Presumptive Certainty" status		
A	Were all samples received in a condition consistent with those described on the Chain-of-Custody, properly preserved (including temperature) in the field or laboratory, and prepared/analyzed within method holding times?	YES
B	Were the analytical method(s) and all associated QC requirements specified in the selected CAM protocol(s) followed?	YES
C	Were all required corrective actions and analytical response actions specified in the selected CAM protocol(s) implemented for all identified performance standard non-conformances?	YES
D	Does the laboratory report comply with all the reporting requirements specified in CAM VII A, "Quality Assurance and Quality Control Guidelines for the Acquisition and Reporting of Analytical Data?"	YES
E a.	VPH, EPH, and APH Methods only: Was each method conducted without significant modification(s)? (Refer to the individual method(s) for a list of significant modifications).	YES
E b.	APH and TO-15 Methods only: Was the complete analyte list reported for each method?	N/A
F	Were all applicable CAM protocol QC and performance standard non-conformances identified and evaluated in a laboratory narrative (including all "No" responses to Questions A through E)?	YES
A response to questions G, H and I is required for "Presumptive Certainty" status		
G	Were the reporting limits at or below all CAM reporting limits specified in the selected CAM protocol(s)?	NO
H	Were all QC performance standards specified in the CAM protocol(s) achieved?	NO
I	Were results reported for the complete analyte list specified in the selected CAM protocol(s)?	YES
For any questions answered "No", please refer to the case narrative section on the following page(s).		

Please note that sample matrix information is located in the Sample Results section of this report.



Project Name: 259-267 MAIN ST.
Project Number: 191.05009.002

Lab Number: L1920262
Report Date: 05/28/19

Case Narrative

The samples were received in accordance with the Chain of Custody and no significant deviations were encountered during the preparation or analysis unless otherwise noted. Sample Receipt, Container Information, and the Chain of Custody are located at the back of the report.

Results contained within this report relate only to the samples submitted under this Alpha Lab Number and meet NELAP requirements for all NELAP accredited parameters unless otherwise noted in the following narrative. The data presented in this report is organized by parameter (i.e. VOC, SVOC, etc.). Sample specific Quality Control data (i.e. Surrogate Spike Recovery) is reported at the end of the target analyte list for each individual sample, followed by the Laboratory Batch Quality Control at the end of each parameter. Tentatively Identified Compounds (TICs), if requested, are reported for compounds identified to be present and are not part of the method/program Target Compound List, even if only a subset of the TCL are being reported. If a sample was re-analyzed or re-extracted due to a required quality control corrective action and if both sets of data are reported, the Laboratory ID of the re-analysis or re-extraction is designated with an "R" or "RE", respectively.

When multiple Batch Quality Control elements are reported (e.g. more than one LCS), the associated samples for each element are noted in the grey shaded header line of each data table. Any Laboratory Batch, Sample Specific % recovery or RPD value that is outside the listed Acceptance Criteria is bolded in the report. In reference to questions H (CAM) or 4 (RCP) when "NO" is checked, the performance criteria for CAM and RCP methods allow for some quality control failures to occur and still be within method compliance. In these instances, the specific failure is not narrated but noted in the associated QC Outlier Summary Report, located directly after the Case Narrative. QC information is also incorporated in the Data Usability Assessment table (Format 11) of our Data Merger tool, where it can be reviewed in conjunction with the sample result, associated regulatory criteria and any associated data usability implications.

Soil/sediments, solids and tissues are reported on a dry weight basis unless otherwise noted. Definitions of all data qualifiers and acronyms used in this report are provided in the Glossary located at the back of the report.

HOLD POLICY - For samples submitted on hold, Alpha's policy is to hold samples (with the exception of Air canisters) free of charge for 21 calendar days from the date the project is completed. After 21 calendar days, we will dispose of all samples submitted including those put on hold unless you have contacted your Alpha Project Manager and made arrangements for Alpha to continue to hold the samples. Air canisters will be disposed after 3 business days from the date the project is completed.

Please contact Project Management at 800-624-9220 with any questions.

Project Name: 259-267 MAIN ST.
Project Number: 191.05009.002

Lab Number: L1920262
Report Date: 05/28/19

Case Narrative (continued)

MCP Related Narratives

Volatile Organics

The initial calibration, associated with L1920262-02, -03, -04, -07, and -09, utilized a quadratic fit for bromomethane.

The WG1241661-5 Method Blank, associated with L1920262-11, has a concentration above the reporting limit for bromomethane. Since the sample(s) were non-detect to the RL for this target analyte, no further actions were taken. The results of the original analysis are reported.

In reference to question H:

The initial calibration, associated with L1920262-02, -03, -04, -07, and -09, did not meet the method required minimum response factor on the lowest calibration standard for 2-butanone (0.0862) and 1,4-dioxane (0.0016), as well as the average response factor for 2-butanone and 1,4-dioxane.

The initial calibration, associated with L1920262-11, did not meet the method required minimum response factor on the lowest calibration standard for 1,4-dioxane (0.0023), as well as the average response factor for acetone and 1,4-dioxane.

The continuing calibration standards, associated with L1920262-02, -03, -04, -07, -09 and -11, are outside the acceptance criteria for several compounds; however, they are within overall method allowances. Copies of the continuing calibration standards are included as an addendum to this report.

EPH

In reference to question G:

L1920262-04: One or more of the target analytes did not achieve the requested CAM reporting limits.

I, the undersigned, attest under the pains and penalties of perjury that, to the best of my knowledge and belief and based upon my personal inquiry of those responsible for providing the information contained in this analytical report, such information is accurate and complete. This certificate of analysis is not complete unless this page accompanies any and all pages of this report.

Authorized Signature:

 Lisa Westerlind

Title: Technical Director/Representative

Date: 05/28/19

QC OUTLIER SUMMARY REPORT

Project Name: 259-267 MAIN ST.

Lab Number: L1920262

Project Number: 191.05009.002

Report Date: 05/28/19

Method	Client ID (Native ID)	Lab ID	Parameter	QC Type	Recovery/RPD (%)	QC Limits (%)	Associated Samples	Data Quality Assessment
MCP Volatile Organics by EPA 5035 Low - Westborough Lab								
8260C	Batch QC	WG1241661-3	Bromomethane	LCS	141	70-130	11	potential high bias
8260C	Batch QC	WG1241661-3	1,4-Dioxane	LCS	131	70-130	11	potential high bias
8260C	Batch QC	WG1241661-4	Bromomethane	LCSD	138	70-130	11	potential high bias
8260C	Batch QC	WG1241661-4	1,4-Dioxane	LCSD	133	70-130	11	potential high bias
Extractable Petroleum Hydrocarbons - Westborough Lab								
EPH-04-1.1	Batch QC	WG1238883-3	Benzo(a)anthracene	LCSD	26	25	02-04,06,08,10	non-directional bias
EPH-04-1.1	Batch QC	WG1238883-3	Chrysene	LCSD	27	25	02-04,06,08,10	non-directional bias
EPH-04-1.1	Batch QC	WG1238883-3	Benzo(k)fluoranthene	LCSD	27	25	02-04,06,08,10	non-directional bias
EPH-04-1.1	Batch QC	WG1238883-3	Benzo(a)pyrene	LCSD	26	25	02-04,06,08,10	non-directional bias
EPH-04-1.1	Batch QC	WG1238883-3	Indeno(1,2,3-cd)Pyrene	LCSD	26	25	02-04,06,08,10	non-directional bias
EPH-04-1.1	Batch QC	WG1238883-3	Dibenzo(a,h)anthracene	LCSD	30	25	02-04,06,08,10	non-directional bias
EPH-04-1.1	Batch QC	WG1238883-3	Benzo(ghi)perylene	LCSD	28	25	02-04,06,08,10	non-directional bias
Volatile Petroleum Hydrocarbons - Westborough Lab								
VPH-18-2.1	SB102-S1	L1920262-02	2,5-Dibromotoluene-PID	Surrogate	131	70-130	-	potential high bias
VPH-18-2.1	SB102-S1	L1920262-02	2,5-Dibromotoluene-FID	Surrogate	136	70-130	-	potential high bias
VPH-18-2.1	SB103-S2	L1920262-03	2,5-Dibromotoluene-PID	Surrogate	145	70-130	-	potential high bias
VPH-18-2.1	SB103-S2	L1920262-03	2,5-Dibromotoluene-FID	Surrogate	152	70-130	-	potential high bias

ORGANICS

VOLATILES

Project Name: 259-267 MAIN ST.
Project Number: 191.05009.002

Lab Number: L1920262
Report Date: 05/28/19

SAMPLE RESULTS

Lab ID: L1920262-02
 Client ID: SB102-S1
 Sample Location: READING, MA

Date Collected: 05/14/19 10:30
 Date Received: 05/15/19
 Field Prep: Not Specified

Sample Depth:

Matrix: Soil
 Analytical Method: 97,8260C
 Analytical Date: 05/24/19 12:34
 Analyst: JC
 Percent Solids: 86%

Parameter	Result	Qualifier	Units	RL	MDL	Dilution Factor
MCP Volatile Organics by EPA 5035 Low - Westborough Lab						
Methylene chloride	ND		ug/kg	3.4	--	1
1,1-Dichloroethane	ND		ug/kg	0.68	--	1
Chloroform	ND		ug/kg	1.0	--	1
Carbon tetrachloride	ND		ug/kg	0.68	--	1
1,2-Dichloropropane	ND		ug/kg	0.68	--	1
Dibromochloromethane	ND		ug/kg	0.68	--	1
1,1,2-Trichloroethane	ND		ug/kg	0.68	--	1
Tetrachloroethene	ND		ug/kg	0.34	--	1
Chlorobenzene	ND		ug/kg	0.34	--	1
Trichlorofluoromethane	ND		ug/kg	2.7	--	1
1,2-Dichloroethane	ND		ug/kg	0.68	--	1
1,1,1-Trichloroethane	ND		ug/kg	0.34	--	1
Bromodichloromethane	ND		ug/kg	0.34	--	1
trans-1,3-Dichloropropene	ND		ug/kg	0.68	--	1
cis-1,3-Dichloropropene	ND		ug/kg	0.34	--	1
1,3-Dichloropropene, Total	ND		ug/kg	0.34	--	1
1,1-Dichloropropene	ND		ug/kg	0.34	--	1
Bromoform	ND		ug/kg	2.7	--	1
1,1,2,2-Tetrachloroethane	ND		ug/kg	0.34	--	1
Benzene	ND		ug/kg	0.34	--	1
Toluene	ND		ug/kg	0.68	--	1
Ethylbenzene	ND		ug/kg	0.68	--	1
Chloromethane	ND		ug/kg	2.7	--	1
Bromomethane	ND		ug/kg	1.4	--	1
Vinyl chloride	ND		ug/kg	0.68	--	1
Chloroethane	ND		ug/kg	1.4	--	1
1,1-Dichloroethene	ND		ug/kg	0.68	--	1
trans-1,2-Dichloroethene	ND		ug/kg	1.0	--	1

Project Name: 259-267 MAIN ST.
Project Number: 191.05009.002

Lab Number: L1920262
Report Date: 05/28/19

SAMPLE RESULTS

Lab ID: L1920262-02
Client ID: SB102-S1
Sample Location: READING, MA

Date Collected: 05/14/19 10:30
Date Received: 05/15/19
Field Prep: Not Specified

Sample Depth:

Parameter	Result	Qualifier	Units	RL	MDL	Dilution Factor
MCP Volatile Organics by EPA 5035 Low - Westborough Lab						
Trichloroethene	ND		ug/kg	0.34	--	1
1,2-Dichlorobenzene	ND		ug/kg	1.4	--	1
1,3-Dichlorobenzene	ND		ug/kg	1.4	--	1
1,4-Dichlorobenzene	ND		ug/kg	1.4	--	1
Methyl tert butyl ether	ND		ug/kg	1.4	--	1
p/m-Xylene	ND		ug/kg	1.4	--	1
o-Xylene	ND		ug/kg	0.68	--	1
Xylenes, Total	ND		ug/kg	0.68	--	1
cis-1,2-Dichloroethene	ND		ug/kg	0.68	--	1
1,2-Dichloroethene, Total	ND		ug/kg	0.68	--	1
Dibromomethane	ND		ug/kg	1.4	--	1
1,2,3-Trichloropropane	ND		ug/kg	1.4	--	1
Styrene	ND		ug/kg	0.68	--	1
Dichlorodifluoromethane	ND		ug/kg	6.8	--	1
Acetone	19		ug/kg	6.8	--	1
Carbon disulfide	ND		ug/kg	6.8	--	1
Methyl ethyl ketone	ND		ug/kg	6.8	--	1
Methyl isobutyl ketone	ND		ug/kg	6.8	--	1
2-Hexanone	ND		ug/kg	6.8	--	1
Bromochloromethane	ND		ug/kg	1.4	--	1
Tetrahydrofuran	ND		ug/kg	2.7	--	1
2,2-Dichloropropane	ND		ug/kg	1.4	--	1
1,2-Dibromoethane	ND		ug/kg	0.68	--	1
1,3-Dichloropropane	ND		ug/kg	1.4	--	1
1,1,1,2-Tetrachloroethane	ND		ug/kg	0.34	--	1
Bromobenzene	ND		ug/kg	1.4	--	1
n-Butylbenzene	ND		ug/kg	0.68	--	1
sec-Butylbenzene	ND		ug/kg	0.68	--	1
tert-Butylbenzene	ND		ug/kg	1.4	--	1
o-Chlorotoluene	ND		ug/kg	1.4	--	1
p-Chlorotoluene	ND		ug/kg	1.4	--	1
1,2-Dibromo-3-chloropropane	ND		ug/kg	2.0	--	1
Hexachlorobutadiene	ND		ug/kg	2.7	--	1
Isopropylbenzene	ND		ug/kg	0.68	--	1
p-Isopropyltoluene	ND		ug/kg	0.68	--	1
Naphthalene	ND		ug/kg	2.7	--	1
n-Propylbenzene	ND		ug/kg	0.68	--	1

Project Name: 259-267 MAIN ST.
Project Number: 191.05009.002

Lab Number: L1920262
Report Date: 05/28/19

SAMPLE RESULTS

Lab ID: L1920262-02
Client ID: SB102-S1
Sample Location: READING, MA

Date Collected: 05/14/19 10:30
Date Received: 05/15/19
Field Prep: Not Specified

Sample Depth:

Parameter	Result	Qualifier	Units	RL	MDL	Dilution Factor
MCP Volatile Organics by EPA 5035 Low - Westborough Lab						
1,2,3-Trichlorobenzene	ND		ug/kg	1.4	--	1
1,2,4-Trichlorobenzene	ND		ug/kg	1.4	--	1
1,3,5-Trimethylbenzene	ND		ug/kg	1.4	--	1
1,2,4-Trimethylbenzene	ND		ug/kg	1.4	--	1
Diethyl ether	ND		ug/kg	1.4	--	1
Diisopropyl Ether	ND		ug/kg	1.4	--	1
Ethyl-Tert-Butyl-Ether	ND		ug/kg	1.4	--	1
Tertiary-Amyl Methyl Ether	ND		ug/kg	1.4	--	1
1,4-Dioxane	ND		ug/kg	55	--	1

Surrogate	% Recovery	Qualifier	Acceptance Criteria
1,2-Dichloroethane-d4	96		70-130
Toluene-d8	96		70-130
4-Bromofluorobenzene	98		70-130
Dibromofluoromethane	102		70-130

Project Name: 259-267 MAIN ST.
Project Number: 191.05009.002

Lab Number: L1920262
Report Date: 05/28/19

SAMPLE RESULTS

Lab ID: L1920262-03
 Client ID: SB103-S2
 Sample Location: READING, MA

Date Collected: 05/14/19 11:00
 Date Received: 05/15/19
 Field Prep: Not Specified

Sample Depth:

Matrix: Soil
 Analytical Method: 97,8260C
 Analytical Date: 05/24/19 13:03
 Analyst: JC
 Percent Solids: 83%

Parameter	Result	Qualifier	Units	RL	MDL	Dilution Factor
MCP Volatile Organics by EPA 5035 Low - Westborough Lab						
Methylene chloride	ND		ug/kg	7.1	--	1
1,1-Dichloroethane	ND		ug/kg	1.4	--	1
Chloroform	ND		ug/kg	2.1	--	1
Carbon tetrachloride	ND		ug/kg	1.4	--	1
1,2-Dichloropropane	ND		ug/kg	1.4	--	1
Dibromochloromethane	ND		ug/kg	1.4	--	1
1,1,2-Trichloroethane	ND		ug/kg	1.4	--	1
Tetrachloroethene	ND		ug/kg	0.71	--	1
Chlorobenzene	ND		ug/kg	0.71	--	1
Trichlorofluoromethane	ND		ug/kg	5.7	--	1
1,2-Dichloroethane	ND		ug/kg	1.4	--	1
1,1,1-Trichloroethane	ND		ug/kg	0.71	--	1
Bromodichloromethane	ND		ug/kg	0.71	--	1
trans-1,3-Dichloropropene	ND		ug/kg	1.4	--	1
cis-1,3-Dichloropropene	ND		ug/kg	0.71	--	1
1,3-Dichloropropene, Total	ND		ug/kg	0.71	--	1
1,1-Dichloropropene	ND		ug/kg	0.71	--	1
Bromoform	ND		ug/kg	5.7	--	1
1,1,2,2-Tetrachloroethane	ND		ug/kg	0.71	--	1
Benzene	ND		ug/kg	0.71	--	1
Toluene	ND		ug/kg	1.4	--	1
Ethylbenzene	ND		ug/kg	1.4	--	1
Chloromethane	ND		ug/kg	5.7	--	1
Bromomethane	ND		ug/kg	2.8	--	1
Vinyl chloride	ND		ug/kg	1.4	--	1
Chloroethane	ND		ug/kg	2.8	--	1
1,1-Dichloroethene	ND		ug/kg	1.4	--	1
trans-1,2-Dichloroethene	ND		ug/kg	2.1	--	1

Project Name: 259-267 MAIN ST.
Project Number: 191.05009.002

Lab Number: L1920262
Report Date: 05/28/19

SAMPLE RESULTS

Lab ID: L1920262-03
Client ID: SB103-S2
Sample Location: READING, MA

Date Collected: 05/14/19 11:00
Date Received: 05/15/19
Field Prep: Not Specified

Sample Depth:

Parameter	Result	Qualifier	Units	RL	MDL	Dilution Factor
MCP Volatile Organics by EPA 5035 Low - Westborough Lab						
Trichloroethene	ND		ug/kg	0.71	--	1
1,2-Dichlorobenzene	ND		ug/kg	2.8	--	1
1,3-Dichlorobenzene	ND		ug/kg	2.8	--	1
1,4-Dichlorobenzene	ND		ug/kg	2.8	--	1
Methyl tert butyl ether	ND		ug/kg	2.8	--	1
p/m-Xylene	ND		ug/kg	2.8	--	1
o-Xylene	ND		ug/kg	1.4	--	1
Xylenes, Total	ND		ug/kg	1.4	--	1
cis-1,2-Dichloroethene	ND		ug/kg	1.4	--	1
1,2-Dichloroethene, Total	ND		ug/kg	1.4	--	1
Dibromomethane	ND		ug/kg	2.8	--	1
1,2,3-Trichloropropane	ND		ug/kg	2.8	--	1
Styrene	ND		ug/kg	1.4	--	1
Dichlorodifluoromethane	ND		ug/kg	14	--	1
Acetone	110		ug/kg	14	--	1
Carbon disulfide	ND		ug/kg	14	--	1
Methyl ethyl ketone	ND		ug/kg	14	--	1
Methyl isobutyl ketone	ND		ug/kg	14	--	1
2-Hexanone	ND		ug/kg	14	--	1
Bromochloromethane	ND		ug/kg	2.8	--	1
Tetrahydrofuran	ND		ug/kg	5.7	--	1
2,2-Dichloropropane	ND		ug/kg	2.8	--	1
1,2-Dibromoethane	ND		ug/kg	1.4	--	1
1,3-Dichloropropane	ND		ug/kg	2.8	--	1
1,1,1,2-Tetrachloroethane	ND		ug/kg	0.71	--	1
Bromobenzene	ND		ug/kg	2.8	--	1
n-Butylbenzene	ND		ug/kg	1.4	--	1
sec-Butylbenzene	ND		ug/kg	1.4	--	1
tert-Butylbenzene	ND		ug/kg	2.8	--	1
o-Chlorotoluene	ND		ug/kg	2.8	--	1
p-Chlorotoluene	ND		ug/kg	2.8	--	1
1,2-Dibromo-3-chloropropane	ND		ug/kg	4.2	--	1
Hexachlorobutadiene	ND		ug/kg	5.7	--	1
Isopropylbenzene	ND		ug/kg	1.4	--	1
p-Isopropyltoluene	ND		ug/kg	1.4	--	1
Naphthalene	ND		ug/kg	5.7	--	1
n-Propylbenzene	ND		ug/kg	1.4	--	1

Project Name: 259-267 MAIN ST.
Project Number: 191.05009.002

Lab Number: L1920262
Report Date: 05/28/19

SAMPLE RESULTS

Lab ID: L1920262-03
Client ID: SB103-S2
Sample Location: READING, MA

Date Collected: 05/14/19 11:00
Date Received: 05/15/19
Field Prep: Not Specified

Sample Depth:

Parameter	Result	Qualifier	Units	RL	MDL	Dilution Factor
MCP Volatile Organics by EPA 5035 Low - Westborough Lab						
1,2,3-Trichlorobenzene	ND		ug/kg	2.8	--	1
1,2,4-Trichlorobenzene	ND		ug/kg	2.8	--	1
1,3,5-Trimethylbenzene	ND		ug/kg	2.8	--	1
1,2,4-Trimethylbenzene	ND		ug/kg	2.8	--	1
Diethyl ether	ND		ug/kg	2.8	--	1
Diisopropyl Ether	ND		ug/kg	2.8	--	1
Ethyl-Tert-Butyl-Ether	ND		ug/kg	2.8	--	1
Tertiary-Amyl Methyl Ether	ND		ug/kg	2.8	--	1
1,4-Dioxane	ND		ug/kg	110	--	1

Surrogate	% Recovery	Qualifier	Acceptance Criteria
1,2-Dichloroethane-d4	95		70-130
Toluene-d8	96		70-130
4-Bromofluorobenzene	101		70-130
Dibromofluoromethane	101		70-130

Project Name: 259-267 MAIN ST.
Project Number: 191.05009.002

Lab Number: L1920262
Report Date: 05/28/19

SAMPLE RESULTS

Lab ID: L1920262-04
 Client ID: SB104-S2
 Sample Location: READING, MA

Date Collected: 05/14/19 11:20
 Date Received: 05/15/19
 Field Prep: Not Specified

Sample Depth:

Matrix: Soil
 Analytical Method: 97,8260C
 Analytical Date: 05/24/19 15:31
 Analyst: NLK
 Percent Solids: 86%

Parameter	Result	Qualifier	Units	RL	MDL	Dilution Factor
MCP Volatile Organics by EPA 5035 Low - Westborough Lab						
Methylene chloride	ND		ug/kg	3.2	--	1
1,1-Dichloroethane	ND		ug/kg	0.64	--	1
Chloroform	ND		ug/kg	0.96	--	1
Carbon tetrachloride	ND		ug/kg	0.64	--	1
1,2-Dichloropropane	ND		ug/kg	0.64	--	1
Dibromochloromethane	ND		ug/kg	0.64	--	1
1,1,2-Trichloroethane	ND		ug/kg	0.64	--	1
Tetrachloroethene	ND		ug/kg	0.32	--	1
Chlorobenzene	ND		ug/kg	0.32	--	1
Trichlorofluoromethane	ND		ug/kg	2.6	--	1
1,2-Dichloroethane	ND		ug/kg	0.64	--	1
1,1,1-Trichloroethane	ND		ug/kg	0.32	--	1
Bromodichloromethane	ND		ug/kg	0.32	--	1
trans-1,3-Dichloropropene	ND		ug/kg	0.64	--	1
cis-1,3-Dichloropropene	ND		ug/kg	0.32	--	1
1,3-Dichloropropene, Total	ND		ug/kg	0.32	--	1
1,1-Dichloropropene	ND		ug/kg	0.32	--	1
Bromoform	ND		ug/kg	2.6	--	1
1,1,2,2-Tetrachloroethane	ND		ug/kg	0.32	--	1
Benzene	ND		ug/kg	0.32	--	1
Toluene	ND		ug/kg	0.64	--	1
Ethylbenzene	ND		ug/kg	0.64	--	1
Chloromethane	ND		ug/kg	2.6	--	1
Bromomethane	ND		ug/kg	1.3	--	1
Vinyl chloride	ND		ug/kg	0.64	--	1
Chloroethane	ND		ug/kg	1.3	--	1
1,1-Dichloroethene	ND		ug/kg	0.64	--	1
trans-1,2-Dichloroethene	ND		ug/kg	0.96	--	1

Project Name: 259-267 MAIN ST.
Project Number: 191.05009.002

Lab Number: L1920262
Report Date: 05/28/19

SAMPLE RESULTS

Lab ID: L1920262-04
Client ID: SB104-S2
Sample Location: READING, MA

Date Collected: 05/14/19 11:20
Date Received: 05/15/19
Field Prep: Not Specified

Sample Depth:

Parameter	Result	Qualifier	Units	RL	MDL	Dilution Factor
MCP Volatile Organics by EPA 5035 Low - Westborough Lab						
Trichloroethene	ND		ug/kg	0.32	--	1
1,2-Dichlorobenzene	ND		ug/kg	1.3	--	1
1,3-Dichlorobenzene	ND		ug/kg	1.3	--	1
1,4-Dichlorobenzene	ND		ug/kg	1.3	--	1
Methyl tert butyl ether	ND		ug/kg	1.3	--	1
p/m-Xylene	ND		ug/kg	1.3	--	1
o-Xylene	ND		ug/kg	0.64	--	1
Xylenes, Total	ND		ug/kg	0.64	--	1
cis-1,2-Dichloroethene	ND		ug/kg	0.64	--	1
1,2-Dichloroethene, Total	ND		ug/kg	0.64	--	1
Dibromomethane	ND		ug/kg	1.3	--	1
1,2,3-Trichloropropane	ND		ug/kg	1.3	--	1
Styrene	ND		ug/kg	0.64	--	1
Dichlorodifluoromethane	ND		ug/kg	6.4	--	1
Acetone	18		ug/kg	6.4	--	1
Carbon disulfide	ND		ug/kg	6.4	--	1
Methyl ethyl ketone	ND		ug/kg	6.4	--	1
Methyl isobutyl ketone	ND		ug/kg	6.4	--	1
2-Hexanone	ND		ug/kg	6.4	--	1
Bromochloromethane	ND		ug/kg	1.3	--	1
Tetrahydrofuran	ND		ug/kg	2.6	--	1
2,2-Dichloropropane	ND		ug/kg	1.3	--	1
1,2-Dibromoethane	ND		ug/kg	0.64	--	1
1,3-Dichloropropane	ND		ug/kg	1.3	--	1
1,1,1,2-Tetrachloroethane	ND		ug/kg	0.32	--	1
Bromobenzene	ND		ug/kg	1.3	--	1
n-Butylbenzene	ND		ug/kg	0.64	--	1
sec-Butylbenzene	ND		ug/kg	0.64	--	1
tert-Butylbenzene	ND		ug/kg	1.3	--	1
o-Chlorotoluene	ND		ug/kg	1.3	--	1
p-Chlorotoluene	ND		ug/kg	1.3	--	1
1,2-Dibromo-3-chloropropane	ND		ug/kg	1.9	--	1
Hexachlorobutadiene	ND		ug/kg	2.6	--	1
Isopropylbenzene	ND		ug/kg	0.64	--	1
p-Isopropyltoluene	ND		ug/kg	0.64	--	1
Naphthalene	3.9		ug/kg	2.6	--	1
n-Propylbenzene	ND		ug/kg	0.64	--	1

Project Name: 259-267 MAIN ST.
Project Number: 191.05009.002

Lab Number: L1920262
Report Date: 05/28/19

SAMPLE RESULTS

Lab ID: L1920262-04
Client ID: SB104-S2
Sample Location: READING, MA

Date Collected: 05/14/19 11:20
Date Received: 05/15/19
Field Prep: Not Specified

Sample Depth:

Parameter	Result	Qualifier	Units	RL	MDL	Dilution Factor
MCP Volatile Organics by EPA 5035 Low - Westborough Lab						
1,2,3-Trichlorobenzene	ND		ug/kg	1.3	--	1
1,2,4-Trichlorobenzene	ND		ug/kg	1.3	--	1
1,3,5-Trimethylbenzene	ND		ug/kg	1.3	--	1
1,2,4-Trimethylbenzene	ND		ug/kg	1.3	--	1
Diethyl ether	ND		ug/kg	1.3	--	1
Diisopropyl Ether	ND		ug/kg	1.3	--	1
Ethyl-Tert-Butyl-Ether	ND		ug/kg	1.3	--	1
Tertiary-Amyl Methyl Ether	ND		ug/kg	1.3	--	1
1,4-Dioxane	ND		ug/kg	51	--	1

Surrogate	% Recovery	Qualifier	Acceptance Criteria
1,2-Dichloroethane-d4	97		70-130
Toluene-d8	95		70-130
4-Bromofluorobenzene	99		70-130
Dibromofluoromethane	101		70-130

Project Name: 259-267 MAIN ST.
Project Number: 191.05009.002

Lab Number: L1920262
Report Date: 05/28/19

SAMPLE RESULTS

Lab ID: L1920262-07
 Client ID: SB106-S2
 Sample Location: READING, MA

Date Collected: 05/14/19 13:20
 Date Received: 05/15/19
 Field Prep: Not Specified

Sample Depth:

Matrix: Soil
 Analytical Method: 97,8260C
 Analytical Date: 05/24/19 16:02
 Analyst: NLK
 Percent Solids: 89%

Parameter	Result	Qualifier	Units	RL	MDL	Dilution Factor
MCP Volatile Organics by EPA 5035 Low - Westborough Lab						
Methylene chloride	ND		ug/kg	3.5	--	1
1,1-Dichloroethane	ND		ug/kg	0.70	--	1
Chloroform	ND		ug/kg	1.0	--	1
Carbon tetrachloride	ND		ug/kg	0.70	--	1
1,2-Dichloropropane	ND		ug/kg	0.70	--	1
Dibromochloromethane	ND		ug/kg	0.70	--	1
1,1,2-Trichloroethane	ND		ug/kg	0.70	--	1
Tetrachloroethene	ND		ug/kg	0.35	--	1
Chlorobenzene	ND		ug/kg	0.35	--	1
Trichlorofluoromethane	ND		ug/kg	2.8	--	1
1,2-Dichloroethane	ND		ug/kg	0.70	--	1
1,1,1-Trichloroethane	ND		ug/kg	0.35	--	1
Bromodichloromethane	ND		ug/kg	0.35	--	1
trans-1,3-Dichloropropene	ND		ug/kg	0.70	--	1
cis-1,3-Dichloropropene	ND		ug/kg	0.35	--	1
1,3-Dichloropropene, Total	ND		ug/kg	0.35	--	1
1,1-Dichloropropene	ND		ug/kg	0.35	--	1
Bromoform	ND		ug/kg	2.8	--	1
1,1,2,2-Tetrachloroethane	ND		ug/kg	0.35	--	1
Benzene	ND		ug/kg	0.35	--	1
Toluene	ND		ug/kg	0.70	--	1
Ethylbenzene	ND		ug/kg	0.70	--	1
Chloromethane	ND		ug/kg	2.8	--	1
Bromomethane	ND		ug/kg	1.4	--	1
Vinyl chloride	ND		ug/kg	0.70	--	1
Chloroethane	ND		ug/kg	1.4	--	1
1,1-Dichloroethene	ND		ug/kg	0.70	--	1
trans-1,2-Dichloroethene	ND		ug/kg	1.0	--	1

Project Name: 259-267 MAIN ST.
Project Number: 191.05009.002

Lab Number: L1920262
Report Date: 05/28/19

SAMPLE RESULTS

Lab ID: L1920262-07
Client ID: SB106-S2
Sample Location: READING, MA

Date Collected: 05/14/19 13:20
Date Received: 05/15/19
Field Prep: Not Specified

Sample Depth:

Parameter	Result	Qualifier	Units	RL	MDL	Dilution Factor
MCP Volatile Organics by EPA 5035 Low - Westborough Lab						
Trichloroethene	ND		ug/kg	0.35	--	1
1,2-Dichlorobenzene	ND		ug/kg	1.4	--	1
1,3-Dichlorobenzene	ND		ug/kg	1.4	--	1
1,4-Dichlorobenzene	ND		ug/kg	1.4	--	1
Methyl tert butyl ether	ND		ug/kg	1.4	--	1
p/m-Xylene	ND		ug/kg	1.4	--	1
o-Xylene	ND		ug/kg	0.70	--	1
Xylenes, Total	ND		ug/kg	0.70	--	1
cis-1,2-Dichloroethene	ND		ug/kg	0.70	--	1
1,2-Dichloroethene, Total	ND		ug/kg	0.70	--	1
Dibromomethane	ND		ug/kg	1.4	--	1
1,2,3-Trichloropropane	ND		ug/kg	1.4	--	1
Styrene	ND		ug/kg	0.70	--	1
Dichlorodifluoromethane	ND		ug/kg	7.0	--	1
Acetone	ND		ug/kg	7.0	--	1
Carbon disulfide	ND		ug/kg	7.0	--	1
Methyl ethyl ketone	ND		ug/kg	7.0	--	1
Methyl isobutyl ketone	ND		ug/kg	7.0	--	1
2-Hexanone	ND		ug/kg	7.0	--	1
Bromochloromethane	ND		ug/kg	1.4	--	1
Tetrahydrofuran	ND		ug/kg	2.8	--	1
2,2-Dichloropropane	ND		ug/kg	1.4	--	1
1,2-Dibromoethane	ND		ug/kg	0.70	--	1
1,3-Dichloropropane	ND		ug/kg	1.4	--	1
1,1,1,2-Tetrachloroethane	ND		ug/kg	0.35	--	1
Bromobenzene	ND		ug/kg	1.4	--	1
n-Butylbenzene	ND		ug/kg	0.70	--	1
sec-Butylbenzene	ND		ug/kg	0.70	--	1
tert-Butylbenzene	ND		ug/kg	1.4	--	1
o-Chlorotoluene	ND		ug/kg	1.4	--	1
p-Chlorotoluene	ND		ug/kg	1.4	--	1
1,2-Dibromo-3-chloropropane	ND		ug/kg	2.1	--	1
Hexachlorobutadiene	ND		ug/kg	2.8	--	1
Isopropylbenzene	ND		ug/kg	0.70	--	1
p-Isopropyltoluene	ND		ug/kg	0.70	--	1
Naphthalene	ND		ug/kg	2.8	--	1
n-Propylbenzene	ND		ug/kg	0.70	--	1

Project Name: 259-267 MAIN ST.
Project Number: 191.05009.002

Lab Number: L1920262
Report Date: 05/28/19

SAMPLE RESULTS

Lab ID: L1920262-07
Client ID: SB106-S2
Sample Location: READING, MA

Date Collected: 05/14/19 13:20
Date Received: 05/15/19
Field Prep: Not Specified

Sample Depth:

Parameter	Result	Qualifier	Units	RL	MDL	Dilution Factor
MCP Volatile Organics by EPA 5035 Low - Westborough Lab						
1,2,3-Trichlorobenzene	ND		ug/kg	1.4	--	1
1,2,4-Trichlorobenzene	ND		ug/kg	1.4	--	1
1,3,5-Trimethylbenzene	ND		ug/kg	1.4	--	1
1,2,4-Trimethylbenzene	ND		ug/kg	1.4	--	1
Diethyl ether	ND		ug/kg	1.4	--	1
Diisopropyl Ether	ND		ug/kg	1.4	--	1
Ethyl-Tert-Butyl-Ether	ND		ug/kg	1.4	--	1
Tertiary-Amyl Methyl Ether	ND		ug/kg	1.4	--	1
1,4-Dioxane	ND		ug/kg	56	--	1

Surrogate	% Recovery	Qualifier	Acceptance Criteria
1,2-Dichloroethane-d4	97		70-130
Toluene-d8	95		70-130
4-Bromofluorobenzene	96		70-130
Dibromofluoromethane	102		70-130

Project Name: 259-267 MAIN ST.
Project Number: 191.05009.002

Lab Number: L1920262
Report Date: 05/28/19

SAMPLE RESULTS

Lab ID: L1920262-09
 Client ID: SB107-S2
 Sample Location: READING, MA

Date Collected: 05/14/19 14:05
 Date Received: 05/15/19
 Field Prep: Not Specified

Sample Depth:

Matrix: Soil
 Analytical Method: 97,8260C
 Analytical Date: 05/24/19 16:33
 Analyst: NLK
 Percent Solids: 90%

Parameter	Result	Qualifier	Units	RL	MDL	Dilution Factor
MCP Volatile Organics by EPA 5035 Low - Westborough Lab						
Methylene chloride	ND		ug/kg	3.4	--	1
1,1-Dichloroethane	ND		ug/kg	0.67	--	1
Chloroform	ND		ug/kg	1.0	--	1
Carbon tetrachloride	ND		ug/kg	0.67	--	1
1,2-Dichloropropane	ND		ug/kg	0.67	--	1
Dibromochloromethane	ND		ug/kg	0.67	--	1
1,1,2-Trichloroethane	ND		ug/kg	0.67	--	1
Tetrachloroethene	ND		ug/kg	0.34	--	1
Chlorobenzene	ND		ug/kg	0.34	--	1
Trichlorofluoromethane	ND		ug/kg	2.7	--	1
1,2-Dichloroethane	ND		ug/kg	0.67	--	1
1,1,1-Trichloroethane	ND		ug/kg	0.34	--	1
Bromodichloromethane	ND		ug/kg	0.34	--	1
trans-1,3-Dichloropropene	ND		ug/kg	0.67	--	1
cis-1,3-Dichloropropene	ND		ug/kg	0.34	--	1
1,3-Dichloropropene, Total	ND		ug/kg	0.34	--	1
1,1-Dichloropropene	ND		ug/kg	0.34	--	1
Bromoform	ND		ug/kg	2.7	--	1
1,1,2,2-Tetrachloroethane	ND		ug/kg	0.34	--	1
Benzene	ND		ug/kg	0.34	--	1
Toluene	ND		ug/kg	0.67	--	1
Ethylbenzene	ND		ug/kg	0.67	--	1
Chloromethane	ND		ug/kg	2.7	--	1
Bromomethane	ND		ug/kg	1.3	--	1
Vinyl chloride	ND		ug/kg	0.67	--	1
Chloroethane	ND		ug/kg	1.3	--	1
1,1-Dichloroethene	ND		ug/kg	0.67	--	1
trans-1,2-Dichloroethene	ND		ug/kg	1.0	--	1

Project Name: 259-267 MAIN ST.

Lab Number: L1920262

Project Number: 191.05009.002

Report Date: 05/28/19

SAMPLE RESULTS

Lab ID: L1920262-09
 Client ID: SB107-S2
 Sample Location: READING, MA

Date Collected: 05/14/19 14:05
 Date Received: 05/15/19
 Field Prep: Not Specified

Sample Depth:

Parameter	Result	Qualifier	Units	RL	MDL	Dilution Factor
MCP Volatile Organics by EPA 5035 Low - Westborough Lab						
Trichloroethene	ND		ug/kg	0.34	--	1
1,2-Dichlorobenzene	ND		ug/kg	1.3	--	1
1,3-Dichlorobenzene	ND		ug/kg	1.3	--	1
1,4-Dichlorobenzene	ND		ug/kg	1.3	--	1
Methyl tert butyl ether	ND		ug/kg	1.3	--	1
p/m-Xylene	ND		ug/kg	1.3	--	1
o-Xylene	ND		ug/kg	0.67	--	1
Xylenes, Total	ND		ug/kg	0.67	--	1
cis-1,2-Dichloroethene	ND		ug/kg	0.67	--	1
1,2-Dichloroethene, Total	ND		ug/kg	0.67	--	1
Dibromomethane	ND		ug/kg	1.3	--	1
1,2,3-Trichloropropane	ND		ug/kg	1.3	--	1
Styrene	ND		ug/kg	0.67	--	1
Dichlorodifluoromethane	ND		ug/kg	6.7	--	1
Acetone	23		ug/kg	6.7	--	1
Carbon disulfide	ND		ug/kg	6.7	--	1
Methyl ethyl ketone	ND		ug/kg	6.7	--	1
Methyl isobutyl ketone	ND		ug/kg	6.7	--	1
2-Hexanone	ND		ug/kg	6.7	--	1
Bromochloromethane	ND		ug/kg	1.3	--	1
Tetrahydrofuran	ND		ug/kg	2.7	--	1
2,2-Dichloropropane	ND		ug/kg	1.3	--	1
1,2-Dibromoethane	ND		ug/kg	0.67	--	1
1,3-Dichloropropane	ND		ug/kg	1.3	--	1
1,1,1,2-Tetrachloroethane	ND		ug/kg	0.34	--	1
Bromobenzene	ND		ug/kg	1.3	--	1
n-Butylbenzene	ND		ug/kg	0.67	--	1
sec-Butylbenzene	ND		ug/kg	0.67	--	1
tert-Butylbenzene	ND		ug/kg	1.3	--	1
o-Chlorotoluene	ND		ug/kg	1.3	--	1
p-Chlorotoluene	ND		ug/kg	1.3	--	1
1,2-Dibromo-3-chloropropane	ND		ug/kg	2.0	--	1
Hexachlorobutadiene	ND		ug/kg	2.7	--	1
Isopropylbenzene	ND		ug/kg	0.67	--	1
p-Isopropyltoluene	ND		ug/kg	0.67	--	1
Naphthalene	ND		ug/kg	2.7	--	1
n-Propylbenzene	ND		ug/kg	0.67	--	1

Project Name: 259-267 MAIN ST.
Project Number: 191.05009.002

Lab Number: L1920262
Report Date: 05/28/19

SAMPLE RESULTS

Lab ID: L1920262-09
Client ID: SB107-S2
Sample Location: READING, MA

Date Collected: 05/14/19 14:05
Date Received: 05/15/19
Field Prep: Not Specified

Sample Depth:

Parameter	Result	Qualifier	Units	RL	MDL	Dilution Factor
MCP Volatile Organics by EPA 5035 Low - Westborough Lab						
1,2,3-Trichlorobenzene	ND		ug/kg	1.3	--	1
1,2,4-Trichlorobenzene	ND		ug/kg	1.3	--	1
1,3,5-Trimethylbenzene	ND		ug/kg	1.3	--	1
1,2,4-Trimethylbenzene	ND		ug/kg	1.3	--	1
Diethyl ether	ND		ug/kg	1.3	--	1
Diisopropyl Ether	ND		ug/kg	1.3	--	1
Ethyl-Tert-Butyl-Ether	ND		ug/kg	1.3	--	1
Tertiary-Amyl Methyl Ether	ND		ug/kg	1.3	--	1
1,4-Dioxane	ND		ug/kg	54	--	1

Surrogate	% Recovery	Qualifier	Acceptance Criteria
1,2-Dichloroethane-d4	97		70-130
Toluene-d8	95		70-130
4-Bromofluorobenzene	97		70-130
Dibromofluoromethane	102		70-130

Project Name: 259-267 MAIN ST.
Project Number: 191.05009.002

Lab Number: L1920262
Report Date: 05/28/19

SAMPLE RESULTS

Lab ID: L1920262-11
 Client ID: SB108-S2
 Sample Location: READING, MA

Date Collected: 05/14/19 14:30
 Date Received: 05/15/19
 Field Prep: Not Specified

Sample Depth:

Matrix: Soil
 Analytical Method: 97,8260C
 Analytical Date: 05/26/19 12:31
 Analyst: JC
 Percent Solids: 94%

Parameter	Result	Qualifier	Units	RL	MDL	Dilution Factor
MCP Volatile Organics by EPA 5035 Low - Westborough Lab						
Methylene chloride	ND		ug/kg	4.2	--	1
1,1-Dichloroethane	ND		ug/kg	0.84	--	1
Chloroform	ND		ug/kg	1.3	--	1
Carbon tetrachloride	ND		ug/kg	0.84	--	1
1,2-Dichloropropane	ND		ug/kg	0.84	--	1
Dibromochloromethane	ND		ug/kg	0.84	--	1
1,1,2-Trichloroethane	ND		ug/kg	0.84	--	1
Tetrachloroethene	ND		ug/kg	0.42	--	1
Chlorobenzene	ND		ug/kg	0.42	--	1
Trichlorofluoromethane	ND		ug/kg	3.4	--	1
1,2-Dichloroethane	ND		ug/kg	0.84	--	1
1,1,1-Trichloroethane	ND		ug/kg	0.42	--	1
Bromodichloromethane	ND		ug/kg	0.42	--	1
trans-1,3-Dichloropropene	ND		ug/kg	0.84	--	1
cis-1,3-Dichloropropene	ND		ug/kg	0.42	--	1
1,3-Dichloropropene, Total	ND		ug/kg	0.42	--	1
1,1-Dichloropropene	ND		ug/kg	0.42	--	1
Bromoform	ND		ug/kg	3.4	--	1
1,1,2,2-Tetrachloroethane	ND		ug/kg	0.42	--	1
Benzene	ND		ug/kg	0.42	--	1
Toluene	ND		ug/kg	0.84	--	1
Ethylbenzene	ND		ug/kg	0.84	--	1
Chloromethane	ND		ug/kg	3.4	--	1
Bromomethane	ND		ug/kg	1.7	--	1
Vinyl chloride	ND		ug/kg	0.84	--	1
Chloroethane	ND		ug/kg	1.7	--	1
1,1-Dichloroethene	ND		ug/kg	0.84	--	1
trans-1,2-Dichloroethene	ND		ug/kg	1.3	--	1

Project Name: 259-267 MAIN ST.

Lab Number: L1920262

Project Number: 191.05009.002

Report Date: 05/28/19

SAMPLE RESULTS

Lab ID: L1920262-11
 Client ID: SB108-S2
 Sample Location: READING, MA

Date Collected: 05/14/19 14:30
 Date Received: 05/15/19
 Field Prep: Not Specified

Sample Depth:

Parameter	Result	Qualifier	Units	RL	MDL	Dilution Factor
MCP Volatile Organics by EPA 5035 Low - Westborough Lab						
Trichloroethene	ND		ug/kg	0.42	--	1
1,2-Dichlorobenzene	ND		ug/kg	1.7	--	1
1,3-Dichlorobenzene	ND		ug/kg	1.7	--	1
1,4-Dichlorobenzene	ND		ug/kg	1.7	--	1
Methyl tert butyl ether	ND		ug/kg	1.7	--	1
p/m-Xylene	ND		ug/kg	1.7	--	1
o-Xylene	ND		ug/kg	0.84	--	1
Xylenes, Total	ND		ug/kg	0.84	--	1
cis-1,2-Dichloroethene	ND		ug/kg	0.84	--	1
1,2-Dichloroethene, Total	ND		ug/kg	0.84	--	1
Dibromomethane	ND		ug/kg	1.7	--	1
1,2,3-Trichloropropane	ND		ug/kg	1.7	--	1
Styrene	ND		ug/kg	0.84	--	1
Dichlorodifluoromethane	ND		ug/kg	8.4	--	1
Acetone	11		ug/kg	8.4	--	1
Carbon disulfide	ND		ug/kg	8.4	--	1
Methyl ethyl ketone	ND		ug/kg	8.4	--	1
Methyl isobutyl ketone	ND		ug/kg	8.4	--	1
2-Hexanone	ND		ug/kg	8.4	--	1
Bromochloromethane	ND		ug/kg	1.7	--	1
Tetrahydrofuran	ND		ug/kg	3.4	--	1
2,2-Dichloropropane	ND		ug/kg	1.7	--	1
1,2-Dibromoethane	ND		ug/kg	0.84	--	1
1,3-Dichloropropane	ND		ug/kg	1.7	--	1
1,1,1,2-Tetrachloroethane	ND		ug/kg	0.42	--	1
Bromobenzene	ND		ug/kg	1.7	--	1
n-Butylbenzene	ND		ug/kg	0.84	--	1
sec-Butylbenzene	ND		ug/kg	0.84	--	1
tert-Butylbenzene	ND		ug/kg	1.7	--	1
o-Chlorotoluene	ND		ug/kg	1.7	--	1
p-Chlorotoluene	ND		ug/kg	1.7	--	1
1,2-Dibromo-3-chloropropane	ND		ug/kg	2.5	--	1
Hexachlorobutadiene	ND		ug/kg	3.4	--	1
Isopropylbenzene	ND		ug/kg	0.84	--	1
p-Isopropyltoluene	ND		ug/kg	0.84	--	1
Naphthalene	3.6		ug/kg	3.4	--	1
n-Propylbenzene	ND		ug/kg	0.84	--	1

Project Name: 259-267 MAIN ST.
Project Number: 191.05009.002

Lab Number: L1920262
Report Date: 05/28/19

SAMPLE RESULTS

Lab ID: L1920262-11
 Client ID: SB108-S2
 Sample Location: READING, MA

Date Collected: 05/14/19 14:30
 Date Received: 05/15/19
 Field Prep: Not Specified

Sample Depth:

Parameter	Result	Qualifier	Units	RL	MDL	Dilution Factor
MCP Volatile Organics by EPA 5035 Low - Westborough Lab						
1,2,3-Trichlorobenzene	ND		ug/kg	1.7	--	1
1,2,4-Trichlorobenzene	ND		ug/kg	1.7	--	1
1,3,5-Trimethylbenzene	ND		ug/kg	1.7	--	1
1,2,4-Trimethylbenzene	ND		ug/kg	1.7	--	1
Diethyl ether	ND		ug/kg	1.7	--	1
Diisopropyl Ether	ND		ug/kg	1.7	--	1
Ethyl-Tert-Butyl-Ether	ND		ug/kg	1.7	--	1
Tertiary-Amyl Methyl Ether	ND		ug/kg	1.7	--	1
1,4-Dioxane	ND		ug/kg	68	--	1

Surrogate	% Recovery	Qualifier	Acceptance Criteria
1,2-Dichloroethane-d4	86		70-130
Toluene-d8	94		70-130
4-Bromofluorobenzene	95		70-130
Dibromofluoromethane	102		70-130

Project Name: 259-267 MAIN ST.
Project Number: 191.05009.002

Lab Number: L1920262
Report Date: 05/28/19

Method Blank Analysis
Batch Quality Control

Analytical Method: 97,8260C
Analytical Date: 05/24/19 07:23
Analyst: MV

Parameter	Result	Qualifier	Units	RL	MDL
MCP Volatile Organics by EPA 5035 Low - Westborough Lab for sample(s): 02-04,07,09 Batch: WG1240867-5					
Methylene chloride	ND		ug/kg	5.0	--
1,1-Dichloroethane	ND		ug/kg	1.0	--
Chloroform	ND		ug/kg	1.5	--
Carbon tetrachloride	ND		ug/kg	1.0	--
1,2-Dichloropropane	ND		ug/kg	1.0	--
Dibromochloromethane	ND		ug/kg	1.0	--
1,1,2-Trichloroethane	ND		ug/kg	1.0	--
Tetrachloroethene	ND		ug/kg	0.50	--
Chlorobenzene	ND		ug/kg	0.50	--
Trichlorofluoromethane	ND		ug/kg	4.0	--
1,2-Dichloroethane	ND		ug/kg	1.0	--
1,1,1-Trichloroethane	ND		ug/kg	0.50	--
Bromodichloromethane	ND		ug/kg	0.50	--
trans-1,3-Dichloropropene	ND		ug/kg	1.0	--
cis-1,3-Dichloropropene	ND		ug/kg	0.50	--
1,3-Dichloropropene, Total	ND		ug/kg	0.50	--
1,1-Dichloropropene	ND		ug/kg	0.50	--
Bromoform	ND		ug/kg	4.0	--
1,1,2,2-Tetrachloroethane	ND		ug/kg	0.50	--
Benzene	ND		ug/kg	0.50	--
Toluene	ND		ug/kg	1.0	--
Ethylbenzene	ND		ug/kg	1.0	--
Chloromethane	ND		ug/kg	4.0	--
Bromomethane	ND		ug/kg	2.0	--
Vinyl chloride	ND		ug/kg	1.0	--
Chloroethane	ND		ug/kg	2.0	--
1,1-Dichloroethene	ND		ug/kg	1.0	--
trans-1,2-Dichloroethene	ND		ug/kg	1.5	--
Trichloroethene	ND		ug/kg	0.50	--

Project Name: 259-267 MAIN ST.
Project Number: 191.05009.002

Lab Number: L1920262
Report Date: 05/28/19

**Method Blank Analysis
Batch Quality Control**

Analytical Method: 97,8260C
Analytical Date: 05/24/19 07:23
Analyst: MV

Parameter	Result	Qualifier	Units	RL	MDL
MCP Volatile Organics by EPA 5035 Low - Westborough Lab for sample(s): 02-04,07,09 Batch: WG1240867-5					
1,2-Dichlorobenzene	ND		ug/kg	2.0	--
1,3-Dichlorobenzene	ND		ug/kg	2.0	--
1,4-Dichlorobenzene	ND		ug/kg	2.0	--
Methyl tert butyl ether	ND		ug/kg	2.0	--
p/m-Xylene	ND		ug/kg	2.0	--
o-Xylene	ND		ug/kg	1.0	--
Xylenes, Total	ND		ug/kg	1.0	--
cis-1,2-Dichloroethene	ND		ug/kg	1.0	--
1,2-Dichloroethene, Total	ND		ug/kg	1.0	--
Dibromomethane	ND		ug/kg	2.0	--
1,2,3-Trichloropropane	ND		ug/kg	2.0	--
Styrene	ND		ug/kg	1.0	--
Dichlorodifluoromethane	ND		ug/kg	10	--
Acetone	ND		ug/kg	10	--
Carbon disulfide	ND		ug/kg	10	--
Methyl ethyl ketone	ND		ug/kg	10	--
Methyl isobutyl ketone	ND		ug/kg	10	--
2-Hexanone	ND		ug/kg	10	--
Bromochloromethane	ND		ug/kg	2.0	--
Tetrahydrofuran	ND		ug/kg	4.0	--
2,2-Dichloropropane	ND		ug/kg	2.0	--
1,2-Dibromoethane	ND		ug/kg	1.0	--
1,3-Dichloropropane	ND		ug/kg	2.0	--
1,1,1,2-Tetrachloroethane	ND		ug/kg	0.50	--
Bromobenzene	ND		ug/kg	2.0	--
n-Butylbenzene	ND		ug/kg	1.0	--
sec-Butylbenzene	ND		ug/kg	1.0	--
tert-Butylbenzene	ND		ug/kg	2.0	--
o-Chlorotoluene	ND		ug/kg	2.0	--

Project Name: 259-267 MAIN ST.
Project Number: 191.05009.002

Lab Number: L1920262
Report Date: 05/28/19

**Method Blank Analysis
Batch Quality Control**

Analytical Method: 97,8260C
Analytical Date: 05/24/19 07:23
Analyst: MV

Parameter	Result	Qualifier	Units	RL	MDL
MCP Volatile Organics by EPA 5035 Low - Westborough Lab for sample(s): 02-04,07,09 Batch: WG1240867-5					
p-Chlorotoluene	ND		ug/kg	2.0	--
1,2-Dibromo-3-chloropropane	ND		ug/kg	3.0	--
Hexachlorobutadiene	ND		ug/kg	4.0	--
Isopropylbenzene	ND		ug/kg	1.0	--
p-Isopropyltoluene	ND		ug/kg	1.0	--
Naphthalene	ND		ug/kg	4.0	--
n-Propylbenzene	ND		ug/kg	1.0	--
1,2,3-Trichlorobenzene	ND		ug/kg	2.0	--
1,2,4-Trichlorobenzene	ND		ug/kg	2.0	--
1,3,5-Trimethylbenzene	ND		ug/kg	2.0	--
1,2,4-Trimethylbenzene	ND		ug/kg	2.0	--
Diethyl ether	ND		ug/kg	2.0	--
Diisopropyl Ether	ND		ug/kg	2.0	--
Ethyl-Tert-Butyl-Ether	ND		ug/kg	2.0	--
Tertiary-Amyl Methyl Ether	ND		ug/kg	2.0	--
1,4-Dioxane	ND		ug/kg	80	--

Surrogate	%Recovery	Qualifier	Acceptance Criteria
1,2-Dichloroethane-d4	96		70-130
Toluene-d8	95		70-130
4-Bromofluorobenzene	96		70-130
Dibromofluoromethane	100		70-130

Project Name: 259-267 MAIN ST.
Project Number: 191.05009.002

Lab Number: L1920262
Report Date: 05/28/19

**Method Blank Analysis
Batch Quality Control**

Analytical Method: 97,8260C
Analytical Date: 05/26/19 12:03
Analyst: AD

Parameter	Result	Qualifier	Units	RL	MDL
MCP Volatile Organics by EPA 5035 Low - Westborough Lab for sample(s): 11 Batch: WG1241661-5					
Methylene chloride	ND		ug/kg	5.0	--
1,1-Dichloroethane	ND		ug/kg	1.0	--
Chloroform	ND		ug/kg	1.5	--
Carbon tetrachloride	ND		ug/kg	1.0	--
1,2-Dichloropropane	ND		ug/kg	1.0	--
Dibromochloromethane	ND		ug/kg	1.0	--
1,1,2-Trichloroethane	ND		ug/kg	1.0	--
Tetrachloroethene	ND		ug/kg	0.50	--
Chlorobenzene	ND		ug/kg	0.50	--
Trichlorofluoromethane	ND		ug/kg	4.0	--
1,2-Dichloroethane	ND		ug/kg	1.0	--
1,1,1-Trichloroethane	ND		ug/kg	0.50	--
Bromodichloromethane	ND		ug/kg	0.50	--
trans-1,3-Dichloropropene	ND		ug/kg	1.0	--
cis-1,3-Dichloropropene	ND		ug/kg	0.50	--
1,3-Dichloropropene, Total	ND		ug/kg	0.50	--
1,1-Dichloropropene	ND		ug/kg	0.50	--
Bromoform	ND		ug/kg	4.0	--
1,1,2,2-Tetrachloroethane	ND		ug/kg	0.50	--
Benzene	ND		ug/kg	0.50	--
Toluene	ND		ug/kg	1.0	--
Ethylbenzene	ND		ug/kg	1.0	--
Chloromethane	ND		ug/kg	4.0	--
Bromomethane	3.4		ug/kg	2.0	--
Vinyl chloride	ND		ug/kg	1.0	--
Chloroethane	ND		ug/kg	2.0	--
1,1-Dichloroethene	ND		ug/kg	1.0	--
trans-1,2-Dichloroethene	ND		ug/kg	1.5	--
Trichloroethene	ND		ug/kg	0.50	--

Project Name: 259-267 MAIN ST.
Project Number: 191.05009.002

Lab Number: L1920262
Report Date: 05/28/19

Method Blank Analysis
Batch Quality Control

Analytical Method: 97,8260C
Analytical Date: 05/26/19 12:03
Analyst: AD

Parameter	Result	Qualifier	Units	RL	MDL
MCP Volatile Organics by EPA 5035 Low - Westborough Lab for sample(s): 11 Batch: WG1241661-5					
1,2-Dichlorobenzene	ND		ug/kg	2.0	--
1,3-Dichlorobenzene	ND		ug/kg	2.0	--
1,4-Dichlorobenzene	ND		ug/kg	2.0	--
Methyl tert butyl ether	ND		ug/kg	2.0	--
p/m-Xylene	ND		ug/kg	2.0	--
o-Xylene	ND		ug/kg	1.0	--
Xylenes, Total	ND		ug/kg	1.0	--
cis-1,2-Dichloroethene	ND		ug/kg	1.0	--
1,2-Dichloroethene, Total	ND		ug/kg	1.0	--
Dibromomethane	ND		ug/kg	2.0	--
1,2,3-Trichloropropane	ND		ug/kg	2.0	--
Styrene	ND		ug/kg	1.0	--
Dichlorodifluoromethane	ND		ug/kg	10	--
Acetone	ND		ug/kg	10	--
Carbon disulfide	ND		ug/kg	10	--
Methyl ethyl ketone	ND		ug/kg	10	--
Methyl isobutyl ketone	ND		ug/kg	10	--
2-Hexanone	ND		ug/kg	10	--
Bromochloromethane	ND		ug/kg	2.0	--
Tetrahydrofuran	ND		ug/kg	4.0	--
2,2-Dichloropropane	ND		ug/kg	2.0	--
1,2-Dibromoethane	ND		ug/kg	1.0	--
1,3-Dichloropropane	ND		ug/kg	2.0	--
1,1,1,2-Tetrachloroethane	ND		ug/kg	0.50	--
Bromobenzene	ND		ug/kg	2.0	--
n-Butylbenzene	ND		ug/kg	1.0	--
sec-Butylbenzene	ND		ug/kg	1.0	--
tert-Butylbenzene	ND		ug/kg	2.0	--
o-Chlorotoluene	ND		ug/kg	2.0	--

Project Name: 259-267 MAIN ST.
Project Number: 191.05009.002

Lab Number: L1920262
Report Date: 05/28/19

**Method Blank Analysis
Batch Quality Control**

Analytical Method: 97,8260C
Analytical Date: 05/26/19 12:03
Analyst: AD

Parameter	Result	Qualifier	Units	RL	MDL
MCP Volatile Organics by EPA 5035 Low - Westborough Lab for sample(s): 11 Batch: WG1241661-5					
p-Chlorotoluene	ND		ug/kg	2.0	--
1,2-Dibromo-3-chloropropane	ND		ug/kg	3.0	--
Hexachlorobutadiene	ND		ug/kg	4.0	--
Isopropylbenzene	ND		ug/kg	1.0	--
p-Isopropyltoluene	ND		ug/kg	1.0	--
Naphthalene	ND		ug/kg	4.0	--
n-Propylbenzene	ND		ug/kg	1.0	--
1,2,3-Trichlorobenzene	ND		ug/kg	2.0	--
1,2,4-Trichlorobenzene	ND		ug/kg	2.0	--
1,3,5-Trimethylbenzene	ND		ug/kg	2.0	--
1,2,4-Trimethylbenzene	ND		ug/kg	2.0	--
Diethyl ether	ND		ug/kg	2.0	--
Diisopropyl Ether	ND		ug/kg	2.0	--
Ethyl-Tert-Butyl-Ether	ND		ug/kg	2.0	--
Tertiary-Amyl Methyl Ether	ND		ug/kg	2.0	--
1,4-Dioxane	ND		ug/kg	80	--

Surrogate	%Recovery	Qualifier	Acceptance Criteria
1,2-Dichloroethane-d4	87		70-130
Toluene-d8	92		70-130
4-Bromofluorobenzene	95		70-130
Dibromofluoromethane	98		70-130

Lab Control Sample Analysis

Batch Quality Control

Project Name: 259-267 MAIN ST.

Lab Number: L1920262

Project Number: 191.05009.002

Report Date: 05/28/19

Parameter	LCS %Recovery	Qual	LCSD %Recovery	Qual	%Recovery Limits	RPD	Qual	RPD Limits
MCP Volatile Organics by EPA 5035 Low - Westborough Lab Associated sample(s): 02-04,07,09 Batch: WG1240867-3 WG1240867-4								
Methylene chloride	103		105		70-130	2		20
1,1-Dichloroethane	107		108		70-130	1		20
Chloroform	105		106		70-130	1		20
Carbon tetrachloride	111		112		70-130	1		20
1,2-Dichloropropane	104		108		70-130	4		20
Dibromochloromethane	97		101		70-130	4		20
1,1,2-Trichloroethane	96		102		70-130	6		20
Tetrachloroethene	107		106		70-130	1		20
Chlorobenzene	100		102		70-130	2		20
Trichlorofluoromethane	119		116		70-130	3		20
1,2-Dichloroethane	100		105		70-130	5		20
1,1,1-Trichloroethane	111		112		70-130	1		20
Bromodichloromethane	103		110		70-130	7		20
trans-1,3-Dichloropropene	98		103		70-130	5		20
cis-1,3-Dichloropropene	108		111		70-130	3		20
1,1-Dichloropropene	110		113		70-130	3		20
Bromoform	93		99		70-130	6		20
1,1,1,2-Tetrachloroethane	92		101		70-130	9		20
Benzene	107		109		70-130	2		20
Toluene	100		100		70-130	0		20
Ethylbenzene	103		103		70-130	0		20
Chloromethane	84		89		70-130	6		20
Bromomethane	126		123		70-130	2		20

Lab Control Sample Analysis

Batch Quality Control

Project Name: 259-267 MAIN ST.

Lab Number: L1920262

Project Number: 191.05009.002

Report Date: 05/28/19

Parameter	LCS %Recovery	Qual	LCSD %Recovery	Qual	%Recovery Limits	RPD	Qual	RPD Limits
MCP Volatile Organics by EPA 5035 Low - Westborough Lab Associated sample(s): 02-04,07,09 Batch: WG1240867-3 WG1240867-4								
Vinyl chloride	95		96		70-130	1		20
Chloroethane	108		106		70-130	2		20
1,1-Dichloroethene	95		93		70-130	2		20
trans-1,2-Dichloroethene	110		111		70-130	1		20
Trichloroethene	105		107		70-130	2		20
1,2-Dichlorobenzene	97		100		70-130	3		20
1,3-Dichlorobenzene	99		100		70-130	1		20
1,4-Dichlorobenzene	96		98		70-130	2		20
Methyl tert butyl ether	102		108		70-130	6		20
p/m-Xylene	104		104		70-130	0		20
o-Xylene	102		104		70-130	2		20
cis-1,2-Dichloroethene	107		108		70-130	1		20
Dibromomethane	100		108		70-130	8		20
1,2,3-Trichloropropane	89		96		70-130	8		20
Styrene	104		107		70-130	3		20
Dichlorodifluoromethane	95		96		70-130	1		20
Acetone	109		123		70-130	12		20
Carbon disulfide	84		84		70-130	0		20
Methyl ethyl ketone	94		102		70-130	8		20
Methyl isobutyl ketone	99		108		70-130	9		20
2-Hexanone	94		101		70-130	7		20
Bromochloromethane	106		112		70-130	6		20
Tetrahydrofuran	106		118		70-130	11		20

Lab Control Sample Analysis

Batch Quality Control

Project Name: 259-267 MAIN ST.

Lab Number: L1920262

Project Number: 191.05009.002

Report Date: 05/28/19

Parameter	LCS %Recovery	Qual	LCSD %Recovery	Qual	%Recovery Limits	RPD	Qual	RPD Limits
MCP Volatile Organics by EPA 5035 Low - Westborough Lab Associated sample(s): 02-04,07,09 Batch: WG1240867-3 WG1240867-4								
2,2-Dichloropropane	112		111		70-130	1		20
1,2-Dibromoethane	97		102		70-130	5		20
1,3-Dichloropropane	96		101		70-130	5		20
1,1,1,2-Tetrachloroethane	100		102		70-130	2		20
Bromobenzene	96		98		70-130	2		20
n-Butylbenzene	102		104		70-130	2		20
sec-Butylbenzene	100		100		70-130	0		20
tert-Butylbenzene	98		98		70-130	0		20
o-Chlorotoluene	97		98		70-130	1		20
p-Chlorotoluene	96		99		70-130	3		20
1,2-Dibromo-3-chloropropane	91		101		70-130	10		20
Hexachlorobutadiene	100		100		70-130	0		20
Isopropylbenzene	98		99		70-130	1		20
p-Isopropyltoluene	101		101		70-130	0		20
Naphthalene	93		99		70-130	6		20
n-Propylbenzene	99		100		70-130	1		20
1,2,3-Trichlorobenzene	98		102		70-130	4		20
1,2,4-Trichlorobenzene	102		106		70-130	4		20
1,3,5-Trimethylbenzene	98		98		70-130	0		20
1,2,4-Trimethylbenzene	97		98		70-130	1		20
Diethyl ether	96		99		70-130	3		20
Diisopropyl Ether	103		108		70-130	5		20
Ethyl-Tert-Butyl-Ether	104		109		70-130	5		20

Lab Control Sample Analysis Batch Quality Control

Project Name: 259-267 MAIN ST.
Project Number: 191.05009.002

Lab Number: L1920262
Report Date: 05/28/19

Parameter	LCS %Recovery	Qual	LCSD %Recovery	Qual	%Recovery Limits	RPD	Qual	RPD Limits
MCP Volatile Organics by EPA 5035 Low - Westborough Lab Associated sample(s): 02-04,07,09 Batch: WG1240867-3 WG1240867-4								
Tertiary-Amyl Methyl Ether	102		107		70-130	5		20
1,4-Dioxane	102		120		70-130	16		20

Surrogate	LCS %Recovery	Qual	LCSD %Recovery	Qual	Acceptance Criteria
1,2-Dichloroethane-d4	96		97		70-130
Toluene-d8	97		94		70-130
4-Bromofluorobenzene	96		97		70-130
Dibromofluoromethane	101		101		70-130

Lab Control Sample Analysis

Batch Quality Control

Project Name: 259-267 MAIN ST.

Lab Number: L1920262

Project Number: 191.05009.002

Report Date: 05/28/19

Parameter	LCS %Recovery	Qual	LCSD %Recovery	Qual	%Recovery Limits	RPD	Qual	RPD Limits
MCP Volatile Organics by EPA 5035 Low - Westborough Lab Associated sample(s): 11 Batch: WG1241661-3 WG1241661-4								
Methylene chloride	124		120		70-130	3		20
1,1-Dichloroethane	116		112		70-130	4		20
Chloroform	114		112		70-130	2		20
Carbon tetrachloride	113		111		70-130	2		20
1,2-Dichloropropane	114		113		70-130	1		20
Dibromochloromethane	104		106		70-130	2		20
1,1,2-Trichloroethane	102		104		70-130	2		20
Tetrachloroethene	117		115		70-130	2		20
Chlorobenzene	109		108		70-130	1		20
Trichlorofluoromethane	106		104		70-130	2		20
1,2-Dichloroethane	102		102		70-130	0		20
1,1,1-Trichloroethane	115		112		70-130	3		20
Bromodichloromethane	112		111		70-130	1		20
trans-1,3-Dichloropropene	101		103		70-130	2		20
cis-1,3-Dichloropropene	118		118		70-130	0		20
1,1-Dichloropropene	121		120		70-130	1		20
Bromoform	103		100		70-130	3		20
1,1,2,2-Tetrachloroethane	96		94		70-130	2		20
Benzene	118		118		70-130	0		20
Toluene	108		106		70-130	2		20
Ethylbenzene	106		104		70-130	2		20
Chloromethane	90		89		70-130	1		20
Bromomethane	141	Q	138	Q	70-130	2		20

Lab Control Sample Analysis

Batch Quality Control

Project Name: 259-267 MAIN ST.

Lab Number: L1920262

Project Number: 191.05009.002

Report Date: 05/28/19

Parameter	LCS %Recovery	Qual	LCSD %Recovery	Qual	%Recovery Limits	RPD	Qual	RPD Limits
MCP Volatile Organics by EPA 5035 Low - Westborough Lab Associated sample(s): 11 Batch: WG1241661-3 WG1241661-4								
Vinyl chloride	98		96		70-130	2		20
Chloroethane	110		110		70-130	0		20
1,1-Dichloroethene	124		121		70-130	2		20
trans-1,2-Dichloroethene	124		124		70-130	0		20
Trichloroethene	118		116		70-130	2		20
1,2-Dichlorobenzene	102		99		70-130	3		20
1,3-Dichlorobenzene	104		100		70-130	4		20
1,4-Dichlorobenzene	102		100		70-130	2		20
Methyl tert butyl ether	114		114		70-130	0		20
p/m-Xylene	111		110		70-130	1		20
o-Xylene	112		110		70-130	2		20
cis-1,2-Dichloroethene	122		121		70-130	1		20
Dibromomethane	111		111		70-130	0		20
1,2,3-Trichloropropane	90		89		70-130	1		20
Styrene	112		111		70-130	1		20
Dichlorodifluoromethane	86		84		70-130	2		20
Acetone	102		106		70-130	4		20
Carbon disulfide	120		118		70-130	2		20
Methyl ethyl ketone	96		98		70-130	2		20
Methyl isobutyl ketone	95		97		70-130	2		20
2-Hexanone	87		88		70-130	1		20
Bromochloromethane	125		126		70-130	1		20
Tetrahydrofuran	75		78		70-130	4		20

Lab Control Sample Analysis

Batch Quality Control

Project Name: 259-267 MAIN ST.

Lab Number: L1920262

Project Number: 191.05009.002

Report Date: 05/28/19

Parameter	LCS		LCSD		%Recovery Limits	RPD	Qual	RPD Limits
	%Recovery	Qual	%Recovery	Qual				
MCP Volatile Organics by EPA 5035 Low - Westborough Lab Associated sample(s): 11 Batch: WG1241661-3 WG1241661-4								
2,2-Dichloropropane	118		115		70-130	3		20
1,2-Dibromoethane	103		104		70-130	1		20
1,3-Dichloropropane	100		101		70-130	1		20
1,1,1,2-Tetrachloroethane	110		108		70-130	2		20
Bromobenzene	104		103		70-130	1		20
n-Butylbenzene	101		96		70-130	5		20
sec-Butylbenzene	103		99		70-130	4		20
tert-Butylbenzene	104		100		70-130	4		20
o-Chlorotoluene	114		111		70-130	3		20
p-Chlorotoluene	100		97		70-130	3		20
1,2-Dibromo-3-chloropropane	100		99		70-130	1		20
Hexachlorobutadiene	102		99		70-130	3		20
Isopropylbenzene	104		100		70-130	4		20
p-Isopropyltoluene	104		100		70-130	4		20
Naphthalene	98		96		70-130	2		20
n-Propylbenzene	101		98		70-130	3		20
1,2,3-Trichlorobenzene	103		101		70-130	2		20
1,2,4-Trichlorobenzene	105		101		70-130	4		20
1,3,5-Trimethylbenzene	104		100		70-130	4		20
1,2,4-Trimethylbenzene	103		99		70-130	4		20
Diethyl ether	119		120		70-130	1		20
Diisopropyl Ether	110		111		70-130	1		20
Ethyl-Tert-Butyl-Ether	112		113		70-130	1		20

Lab Control Sample Analysis Batch Quality Control

Project Name: 259-267 MAIN ST.
Project Number: 191.05009.002

Lab Number: L1920262
Report Date: 05/28/19

Parameter	LCS %Recovery	Qual	LCSD %Recovery	Qual	%Recovery Limits	RPD	Qual	RPD Limits
MCP Volatile Organics by EPA 5035 Low - Westborough Lab Associated sample(s): 11 Batch: WG1241661-3 WG1241661-4								
Tertiary-Amyl Methyl Ether	116		116		70-130	0		20
1,4-Dioxane	131	Q	133	Q	70-130	2		20

Surrogate	LCS %Recovery	Qual	LCSD %Recovery	Qual	Acceptance Criteria
1,2-Dichloroethane-d4	85		85		70-130
Toluene-d8	93		93		70-130
4-Bromofluorobenzene	95		93		70-130
Dibromofluoromethane	99		99		70-130

PETROLEUM HYDROCARBONS

Project Name: 259-267 MAIN ST.
Project Number: 191.05009.002

Lab Number: L1920262
Report Date: 05/28/19

SAMPLE RESULTS

Lab ID: L1920262-02
 Client ID: SB102-S1
 Sample Location: READING, MA

Date Collected: 05/14/19 10:30
 Date Received: 05/15/19
 Field Prep: Not Specified

Sample Depth:
 Matrix: Soil
 Analytical Method: 131, VPH-18-2.1
 Analytical Date: 05/22/19 11:36
 Analyst: MKS
 Percent Solids: 86%

Trap: EST, Carbo-pack B/Carboxen 1000&1001

Analytical Column: Restek, RTX-502.2,
 105m, 0.53ID, 3um

Quality Control Information

Condition of sample received: Satisfactory
 Sample Temperature upon receipt: Received on Ice
 Were samples received in methanol? Covering the Soil
 Methanol ratio: 1:1.5

Parameter	Result	Qualifier	Units	RL	MDL	Dilution Factor
Volatile Petroleum Hydrocarbons - Westborough Lab						
C5-C8 Aliphatics	ND		mg/kg	4.70	--	1
C9-C12 Aliphatics	ND		mg/kg	4.70	--	1
C9-C10 Aromatics	ND		mg/kg	4.70	--	1
C5-C8 Aliphatics, Adjusted	ND		mg/kg	4.70	--	1
C9-C12 Aliphatics, Adjusted	ND		mg/kg	4.70	--	1
Benzene	ND		mg/kg	0.094	--	1
Toluene	ND		mg/kg	0.094	--	1
Ethylbenzene	ND		mg/kg	0.094	--	1
p/m-Xylene	ND		mg/kg	0.094	--	1
o-Xylene	ND		mg/kg	0.094	--	1
Methyl tert butyl ether	ND		mg/kg	0.047	--	1
Naphthalene	ND		mg/kg	0.470	--	1

Surrogate	% Recovery	Qualifier	Acceptance Criteria
2,5-Dibromotoluene-PID	131	Q	70-130
2,5-Dibromotoluene-FID	136	Q	70-130

Project Name: 259-267 MAIN ST.**Lab Number:** L1920262**Project Number:** 191.05009.002**Report Date:** 05/28/19**SAMPLE RESULTS**

Lab ID: L1920262-02
 Client ID: SB102-S1
 Sample Location: READING, MA

Date Collected: 05/14/19 10:30
 Date Received: 05/15/19
 Field Prep: Not Specified

Sample Depth:
 Matrix: Soil
 Analytical Method: 98,EPH-04-1.1
 Analytical Date: 05/21/19 11:13
 Analyst: MEO
 Percent Solids: 86%

Extraction Method: EPA 3546
 Extraction Date: 05/20/19 00:29
 Cleanup Method1: EPH-04-1
 Cleanup Date1: 05/20/19

Quality Control Information

Condition of sample received: Satisfactory
 Sample Temperature upon receipt: Received on Ice
 Sample Extraction method: Extracted Per the Method

Parameter	Result	Qualifier	Units	RL	MDL	Dilution Factor
Extractable Petroleum Hydrocarbons - Westborough Lab						
C9-C18 Aliphatics	ND		mg/kg	7.38	--	1
C19-C36 Aliphatics	ND		mg/kg	7.38	--	1
C11-C22 Aromatics	ND		mg/kg	7.38	--	1
C11-C22 Aromatics, Adjusted	ND		mg/kg	7.38	--	1
Naphthalene	ND		mg/kg	0.369	--	1
2-Methylnaphthalene	ND		mg/kg	0.369	--	1
Acenaphthylene	ND		mg/kg	0.369	--	1
Acenaphthene	ND		mg/kg	0.369	--	1
Fluorene	ND		mg/kg	0.369	--	1
Phenanthrene	ND		mg/kg	0.369	--	1
Anthracene	ND		mg/kg	0.369	--	1
Fluoranthene	ND		mg/kg	0.369	--	1
Pyrene	ND		mg/kg	0.369	--	1
Benzo(a)anthracene	ND		mg/kg	0.369	--	1
Chrysene	ND		mg/kg	0.369	--	1
Benzo(b)fluoranthene	ND		mg/kg	0.369	--	1
Benzo(k)fluoranthene	ND		mg/kg	0.369	--	1
Benzo(a)pyrene	ND		mg/kg	0.369	--	1
Indeno(1,2,3-cd)Pyrene	ND		mg/kg	0.369	--	1
Dibenzo(a,h)anthracene	ND		mg/kg	0.369	--	1
Benzo(ghi)perylene	ND		mg/kg	0.369	--	1

Project Name: 259-267 MAIN ST.**Lab Number:** L1920262**Project Number:** 191.05009.002**Report Date:** 05/28/19**SAMPLE RESULTS**

Lab ID: L1920262-02

Date Collected: 05/14/19 10:30

Client ID: SB102-S1

Date Received: 05/15/19

Sample Location: READING, MA

Field Prep: Not Specified

Sample Depth:

Parameter	Result	Qualifier	Units	RL	MDL	Dilution Factor
-----------	--------	-----------	-------	----	-----	-----------------

Extractable Petroleum Hydrocarbons - Westborough Lab

Surrogate	% Recovery	Qualifier	Acceptance Criteria
Chloro-Octadecane	51		40-140
o-Terphenyl	62		40-140
2-Fluorobiphenyl	77		40-140
2-Bromonaphthalene	77		40-140

Project Name: 259-267 MAIN ST.**Lab Number:** L1920262**Project Number:** 191.05009.002**Report Date:** 05/28/19**SAMPLE RESULTS**

Lab ID: L1920262-03

Date Collected: 05/14/19 11:00

Client ID: SB103-S2

Date Received: 05/15/19

Sample Location: READING, MA

Field Prep: Not Specified

Sample Depth:

Matrix: Soil

Analytical Method: 131, VPH-18-2.1

Analytical Date: 05/22/19 12:07

Analyst: MKS

Percent Solids: 83%

Trap: EST, Carbo-pack B/Carboxen 1000&1001

Analytical Column: Restek, RTX-502.2,
105m, 0.53ID, 3um**Quality Control Information**

Condition of sample received:

Satisfactory

Sample Temperature upon receipt:

Received on Ice

Were samples received in methanol?

Covering the Soil

Methanol ratio:

1:1.6

Parameter	Result	Qualifier	Units	RL	MDL	Dilution Factor
Volatile Petroleum Hydrocarbons - Westborough Lab						
C5-C8 Aliphatics	ND		mg/kg	4.83	--	1
C9-C12 Aliphatics	ND		mg/kg	4.83	--	1
C9-C10 Aromatics	ND		mg/kg	4.83	--	1
C5-C8 Aliphatics, Adjusted	ND		mg/kg	4.83	--	1
C9-C12 Aliphatics, Adjusted	ND		mg/kg	4.83	--	1
Benzene	ND		mg/kg	0.097	--	1
Toluene	ND		mg/kg	0.097	--	1
Ethylbenzene	ND		mg/kg	0.097	--	1
p/m-Xylene	ND		mg/kg	0.097	--	1
o-Xylene	ND		mg/kg	0.097	--	1
Methyl tert butyl ether	ND		mg/kg	0.048	--	1
Naphthalene	ND		mg/kg	0.483	--	1

Surrogate	% Recovery	Qualifier	Acceptance Criteria
2,5-Dibromotoluene-PID	145	Q	70-130
2,5-Dibromotoluene-FID	152	Q	70-130

Project Name: 259-267 MAIN ST.**Lab Number:** L1920262**Project Number:** 191.05009.002**Report Date:** 05/28/19**SAMPLE RESULTS**

Lab ID: L1920262-03
 Client ID: SB103-S2
 Sample Location: READING, MA

Date Collected: 05/14/19 11:00
 Date Received: 05/15/19
 Field Prep: Not Specified

Sample Depth:
 Matrix: Soil
 Analytical Method: 98,EPH-04-1.1
 Analytical Date: 05/21/19 11:52
 Analyst: MEO
 Percent Solids: 83%

Extraction Method: EPA 3546
 Extraction Date: 05/20/19 00:29
 Cleanup Method1: EPH-04-1
 Cleanup Date1: 05/20/19

Quality Control Information

Condition of sample received: Satisfactory
 Sample Temperature upon receipt: Received on Ice
 Sample Extraction method: Extracted Per the Method

Parameter	Result	Qualifier	Units	RL	MDL	Dilution Factor
Extractable Petroleum Hydrocarbons - Westborough Lab						
C9-C18 Aliphatics	ND		mg/kg	7.92	--	1
C19-C36 Aliphatics	ND		mg/kg	7.92	--	1
C11-C22 Aromatics	ND		mg/kg	7.92	--	1
C11-C22 Aromatics, Adjusted	ND		mg/kg	7.92	--	1
Naphthalene	ND		mg/kg	0.396	--	1
2-Methylnaphthalene	ND		mg/kg	0.396	--	1
Acenaphthylene	ND		mg/kg	0.396	--	1
Acenaphthene	ND		mg/kg	0.396	--	1
Fluorene	ND		mg/kg	0.396	--	1
Phenanthrene	ND		mg/kg	0.396	--	1
Anthracene	ND		mg/kg	0.396	--	1
Fluoranthene	ND		mg/kg	0.396	--	1
Pyrene	ND		mg/kg	0.396	--	1
Benzo(a)anthracene	ND		mg/kg	0.396	--	1
Chrysene	ND		mg/kg	0.396	--	1
Benzo(b)fluoranthene	ND		mg/kg	0.396	--	1
Benzo(k)fluoranthene	ND		mg/kg	0.396	--	1
Benzo(a)pyrene	ND		mg/kg	0.396	--	1
Indeno(1,2,3-cd)Pyrene	ND		mg/kg	0.396	--	1
Dibenzo(a,h)anthracene	ND		mg/kg	0.396	--	1
Benzo(ghi)perylene	ND		mg/kg	0.396	--	1

Project Name: 259-267 MAIN ST.**Lab Number:** L1920262**Project Number:** 191.05009.002**Report Date:** 05/28/19**SAMPLE RESULTS**

Lab ID: L1920262-03

Date Collected: 05/14/19 11:00

Client ID: SB103-S2

Date Received: 05/15/19

Sample Location: READING, MA

Field Prep: Not Specified

Sample Depth:

Parameter	Result	Qualifier	Units	RL	MDL	Dilution Factor
-----------	--------	-----------	-------	----	-----	-----------------

Extractable Petroleum Hydrocarbons - Westborough Lab

Surrogate	% Recovery	Qualifier	Acceptance Criteria
Chloro-Octadecane	55		40-140
o-Terphenyl	56		40-140
2-Fluorobiphenyl	63		40-140
2-Bromonaphthalene	64		40-140

Project Name: 259-267 MAIN ST.**Lab Number:** L1920262**Project Number:** 191.05009.002**Report Date:** 05/28/19**SAMPLE RESULTS**

Lab ID: L1920262-04
 Client ID: SB104-S2
 Sample Location: READING, MA

Date Collected: 05/14/19 11:20
 Date Received: 05/15/19
 Field Prep: Not Specified

Sample Depth:
 Matrix: Soil
 Analytical Method: 131, VPH-18-2.1
 Analytical Date: 05/24/19 21:28
 Analyst: MKS
 Percent Solids: 86%

Trap: EST, Carbo-pack B/Carboxen 1000&1001

Analytical Column: Restek, RTX-502.2, 105m, 0.53ID, 3um

Quality Control Information

Condition of sample received: Satisfactory
 Sample Temperature upon receipt: Received on Ice
 Were samples received in methanol? Covering the Soil
 Methanol ratio: 1:1.4

Parameter	Result	Qualifier	Units	RL	MDL	Dilution Factor
Volatile Petroleum Hydrocarbons - Westborough Lab						
C5-C8 Aliphatics	ND		mg/kg	4.99	--	1
C9-C12 Aliphatics	ND		mg/kg	4.99	--	1
C9-C10 Aromatics	ND		mg/kg	4.99	--	1
C5-C8 Aliphatics, Adjusted	ND		mg/kg	4.99	--	1
C9-C12 Aliphatics, Adjusted	ND		mg/kg	4.99	--	1
Benzene	ND		mg/kg	0.10	--	1
Toluene	ND		mg/kg	0.10	--	1
Ethylbenzene	ND		mg/kg	0.10	--	1
p/m-Xylene	ND		mg/kg	0.10	--	1
o-Xylene	ND		mg/kg	0.10	--	1
Methyl tert butyl ether	ND		mg/kg	0.050	--	1
Naphthalene	0.546		mg/kg	0.499	--	1

Surrogate	% Recovery	Qualifier	Acceptance Criteria
2,5-Dibromotoluene-PID	119		70-130
2,5-Dibromotoluene-FID	122		70-130

Project Name: 259-267 MAIN ST.**Lab Number:** L1920262**Project Number:** 191.05009.002**Report Date:** 05/28/19**SAMPLE RESULTS**

Lab ID: L1920262-04 D
 Client ID: SB104-S2
 Sample Location: READING, MA

Date Collected: 05/14/19 11:20
 Date Received: 05/15/19
 Field Prep: Not Specified

Sample Depth:
 Matrix: Soil
 Analytical Method: 98,EPH-04-1.1
 Analytical Date: 05/22/19 19:46
 Analyst: LL
 Percent Solids: 86%

Extraction Method: EPA 3546
 Extraction Date: 05/20/19 00:29
 Cleanup Method1: EPH-04-1
 Cleanup Date1: 05/20/19

Quality Control Information

Condition of sample received: Satisfactory
 Sample Temperature upon receipt: Received on Ice
 Sample Extraction method: Extracted Per the Method

Parameter	Result	Qualifier	Units	RL	MDL	Dilution Factor
Extractable Petroleum Hydrocarbons - Westborough Lab						
C9-C18 Aliphatics	ND		mg/kg	36.9	--	5
C19-C36 Aliphatics	66.1		mg/kg	36.9	--	5
C11-C22 Aromatics	542		mg/kg	36.9	--	5
C11-C22 Aromatics, Adjusted	312		mg/kg	36.9	--	5
Naphthalene	8.30		mg/kg	1.84	--	5
2-Methylnaphthalene	8.74		mg/kg	1.84	--	5
Acenaphthylene	4.38		mg/kg	1.84	--	5
Acenaphthene	6.67		mg/kg	1.84	--	5
Fluorene	13.4		mg/kg	1.84	--	5
Phenanthrene	49.3		mg/kg	1.84	--	5
Anthracene	10.0		mg/kg	1.84	--	5
Fluoranthene	33.9		mg/kg	1.84	--	5
Pyrene	26.9		mg/kg	1.84	--	5
Benzo(a)anthracene	13.6		mg/kg	1.84	--	5
Chrysene	13.5		mg/kg	1.84	--	5
Benzo(b)fluoranthene	8.88		mg/kg	1.84	--	5
Benzo(k)fluoranthene	9.72		mg/kg	1.84	--	5
Benzo(a)pyrene	10.7		mg/kg	1.84	--	5
Indeno(1,2,3-cd)Pyrene	5.58		mg/kg	1.84	--	5
Dibenzo(a,h)anthracene	ND		mg/kg	1.84	--	5
Benzo(ghi)perylene	5.53		mg/kg	1.84	--	5

Project Name: 259-267 MAIN ST.**Lab Number:** L1920262**Project Number:** 191.05009.002**Report Date:** 05/28/19**SAMPLE RESULTS**

Lab ID: L1920262-04 D

Date Collected: 05/14/19 11:20

Client ID: SB104-S2

Date Received: 05/15/19

Sample Location: READING, MA

Field Prep: Not Specified

Sample Depth:

Parameter	Result	Qualifier	Units	RL	MDL	Dilution Factor
-----------	--------	-----------	-------	----	-----	-----------------

Extractable Petroleum Hydrocarbons - Westborough Lab

Surrogate	% Recovery	Qualifier	Acceptance Criteria
Chloro-Octadecane	72		40-140
o-Terphenyl	88		40-140
2-Fluorobiphenyl	90		40-140
2-Bromonaphthalene	94		40-140

Project Name: 259-267 MAIN ST.
Project Number: 191.05009.002

Lab Number: L1920262
Report Date: 05/28/19

SAMPLE RESULTS

Lab ID: L1920262-06
 Client ID: SB106-S1
 Sample Location: READING, MA

Date Collected: 05/14/19 13:15
 Date Received: 05/15/19
 Field Prep: Not Specified

Sample Depth:
 Matrix: Soil
 Analytical Method: 98,EPH-04-1.1
 Analytical Date: 05/21/19 13:09
 Analyst: MEO
 Percent Solids: 85%

Extraction Method: EPA 3546
 Extraction Date: 05/20/19 00:29
 Cleanup Method1: EPH-04-1
 Cleanup Date1: 05/20/19

Quality Control Information

Condition of sample received: Satisfactory
 Sample Temperature upon receipt: Received on Ice
 Sample Extraction method: Extracted Per the Method

Parameter	Result	Qualifier	Units	RL	MDL	Dilution Factor
Extractable Petroleum Hydrocarbons - Westborough Lab						
C9-C18 Aliphatics	ND		mg/kg	7.64	--	1
C19-C36 Aliphatics	ND		mg/kg	7.64	--	1
C11-C22 Aromatics	28.4		mg/kg	7.64	--	1
C11-C22 Aromatics, Adjusted	28.4		mg/kg	7.64	--	1
Naphthalene	ND		mg/kg	0.382	--	1
2-Methylnaphthalene	ND		mg/kg	0.382	--	1
Acenaphthylene	ND		mg/kg	0.382	--	1
Acenaphthene	ND		mg/kg	0.382	--	1
Fluorene	ND		mg/kg	0.382	--	1
Phenanthrene	ND		mg/kg	0.382	--	1
Anthracene	ND		mg/kg	0.382	--	1
Fluoranthene	ND		mg/kg	0.382	--	1
Pyrene	ND		mg/kg	0.382	--	1
Benzo(a)anthracene	ND		mg/kg	0.382	--	1
Chrysene	ND		mg/kg	0.382	--	1
Benzo(b)fluoranthene	ND		mg/kg	0.382	--	1
Benzo(k)fluoranthene	ND		mg/kg	0.382	--	1
Benzo(a)pyrene	ND		mg/kg	0.382	--	1
Indeno(1,2,3-cd)Pyrene	ND		mg/kg	0.382	--	1
Dibenzo(a,h)anthracene	ND		mg/kg	0.382	--	1
Benzo(ghi)perylene	ND		mg/kg	0.382	--	1

Project Name: 259-267 MAIN ST.**Lab Number:** L1920262**Project Number:** 191.05009.002**Report Date:** 05/28/19**SAMPLE RESULTS**

Lab ID: L1920262-06

Date Collected: 05/14/19 13:15

Client ID: SB106-S1

Date Received: 05/15/19

Sample Location: READING, MA

Field Prep: Not Specified

Sample Depth:

Parameter	Result	Qualifier	Units	RL	MDL	Dilution Factor
-----------	--------	-----------	-------	----	-----	-----------------

Extractable Petroleum Hydrocarbons - Westborough Lab

Surrogate	% Recovery	Qualifier	Acceptance Criteria
Chloro-Octadecane	59		40-140
o-Terphenyl	65		40-140
2-Fluorobiphenyl	79		40-140
2-Bromonaphthalene	79		40-140

Project Name: 259-267 MAIN ST.**Lab Number:** L1920262**Project Number:** 191.05009.002**Report Date:** 05/28/19**SAMPLE RESULTS**

Lab ID: L1920262-07
 Client ID: SB106-S2
 Sample Location: READING, MA

Date Collected: 05/14/19 13:20
 Date Received: 05/15/19
 Field Prep: Not Specified

Sample Depth:
 Matrix: Soil
 Analytical Method: 131, VPH-18-2.1
 Analytical Date: 05/22/19 13:10
 Analyst: MKS
 Percent Solids: 89%

Trap: EST, Carbo-pack B/Carboxen 1000&1001

Analytical Column: Restek, RTX-502.2, 105m, 0.53ID, 3um

Quality Control Information

Condition of sample received: Satisfactory
 Sample Temperature upon receipt: Received on Ice
 Were samples received in methanol? Covering the Soil
 Methanol ratio: 1:1.3

Parameter	Result	Qualifier	Units	RL	MDL	Dilution Factor
Volatile Petroleum Hydrocarbons - Westborough Lab						
C5-C8 Aliphatics	ND		mg/kg	4.87	--	1
C9-C12 Aliphatics	ND		mg/kg	4.87	--	1
C9-C10 Aromatics	ND		mg/kg	4.87	--	1
C5-C8 Aliphatics, Adjusted	ND		mg/kg	4.87	--	1
C9-C12 Aliphatics, Adjusted	ND		mg/kg	4.87	--	1
Benzene	ND		mg/kg	0.097	--	1
Toluene	ND		mg/kg	0.097	--	1
Ethylbenzene	ND		mg/kg	0.097	--	1
p/m-Xylene	ND		mg/kg	0.097	--	1
o-Xylene	ND		mg/kg	0.097	--	1
Methyl tert butyl ether	ND		mg/kg	0.049	--	1
Naphthalene	ND		mg/kg	0.487	--	1

Surrogate	% Recovery	Qualifier	Acceptance Criteria
2,5-Dibromotoluene-PID	124		70-130
2,5-Dibromotoluene-FID	130		70-130

Project Name: 259-267 MAIN ST.
Project Number: 191.05009.002

Lab Number: L1920262
Report Date: 05/28/19

SAMPLE RESULTS

Lab ID: L1920262-08
 Client ID: SB107-S1
 Sample Location: READING, MA

Date Collected: 05/14/19 14:00
 Date Received: 05/15/19
 Field Prep: Not Specified

Sample Depth:
 Matrix: Soil
 Analytical Method: 98,EPH-04-1.1
 Analytical Date: 05/21/19 13:48
 Analyst: MEO
 Percent Solids: 89%

Extraction Method: EPA 3546
 Extraction Date: 05/20/19 00:29
 Cleanup Method1: EPH-04-1
 Cleanup Date1: 05/20/19

Quality Control Information

Condition of sample received: Satisfactory
 Sample Temperature upon receipt: Received on Ice
 Sample Extraction method: Extracted Per the Method

Parameter	Result	Qualifier	Units	RL	MDL	Dilution Factor
Extractable Petroleum Hydrocarbons - Westborough Lab						
C9-C18 Aliphatics	ND		mg/kg	7.24	--	1
C19-C36 Aliphatics	15.8		mg/kg	7.24	--	1
C11-C22 Aromatics	23.7		mg/kg	7.24	--	1
C11-C22 Aromatics, Adjusted	23.7		mg/kg	7.24	--	1
Naphthalene	ND		mg/kg	0.362	--	1
2-Methylnaphthalene	ND		mg/kg	0.362	--	1
Acenaphthylene	ND		mg/kg	0.362	--	1
Acenaphthene	ND		mg/kg	0.362	--	1
Fluorene	ND		mg/kg	0.362	--	1
Phenanthrene	ND		mg/kg	0.362	--	1
Anthracene	ND		mg/kg	0.362	--	1
Fluoranthene	ND		mg/kg	0.362	--	1
Pyrene	ND		mg/kg	0.362	--	1
Benzo(a)anthracene	ND		mg/kg	0.362	--	1
Chrysene	ND		mg/kg	0.362	--	1
Benzo(b)fluoranthene	ND		mg/kg	0.362	--	1
Benzo(k)fluoranthene	ND		mg/kg	0.362	--	1
Benzo(a)pyrene	ND		mg/kg	0.362	--	1
Indeno(1,2,3-cd)Pyrene	ND		mg/kg	0.362	--	1
Dibenzo(a,h)anthracene	ND		mg/kg	0.362	--	1
Benzo(ghi)perylene	ND		mg/kg	0.362	--	1

Project Name: 259-267 MAIN ST.**Lab Number:** L1920262**Project Number:** 191.05009.002**Report Date:** 05/28/19**SAMPLE RESULTS**

Lab ID: L1920262-08

Date Collected: 05/14/19 14:00

Client ID: SB107-S1

Date Received: 05/15/19

Sample Location: READING, MA

Field Prep: Not Specified

Sample Depth:

Parameter	Result	Qualifier	Units	RL	MDL	Dilution Factor
-----------	--------	-----------	-------	----	-----	-----------------

Extractable Petroleum Hydrocarbons - Westborough Lab

Surrogate	% Recovery	Qualifier	Acceptance Criteria
Chloro-Octadecane	54		40-140
o-Terphenyl	52		40-140
2-Fluorobiphenyl	74		40-140
2-Bromonaphthalene	73		40-140

Project Name: 259-267 MAIN ST.
Project Number: 191.05009.002

Lab Number: L1920262
Report Date: 05/28/19

SAMPLE RESULTS

Lab ID: L1920262-09
 Client ID: SB107-S2
 Sample Location: READING, MA

Date Collected: 05/14/19 14:05
 Date Received: 05/15/19
 Field Prep: Not Specified

Sample Depth:
 Matrix: Soil
 Analytical Method: 131, VPH-18-2.1
 Analytical Date: 05/22/19 13:41
 Analyst: MKS
 Percent Solids: 90%

Trap: EST, Carbo-pack B/Carboxen 1000&1001

Analytical Column: Restek, RTX-502.2,
 105m, 0.53ID, 3um

Quality Control Information

Condition of sample received: Satisfactory
 Sample Temperature upon receipt: Received on Ice
 Were samples received in methanol? Covering the Soil
 Methanol ratio: 1:1.3

Parameter	Result	Qualifier	Units	RL	MDL	Dilution Factor
Volatile Petroleum Hydrocarbons - Westborough Lab						
C5-C8 Aliphatics	ND		mg/kg	4.75	--	1
C9-C12 Aliphatics	ND		mg/kg	4.75	--	1
C9-C10 Aromatics	ND		mg/kg	4.75	--	1
C5-C8 Aliphatics, Adjusted	ND		mg/kg	4.75	--	1
C9-C12 Aliphatics, Adjusted	ND		mg/kg	4.75	--	1
Benzene	ND		mg/kg	0.095	--	1
Toluene	ND		mg/kg	0.095	--	1
Ethylbenzene	ND		mg/kg	0.095	--	1
p/m-Xylene	ND		mg/kg	0.095	--	1
o-Xylene	ND		mg/kg	0.095	--	1
Methyl tert butyl ether	ND		mg/kg	0.048	--	1
Naphthalene	ND		mg/kg	0.475	--	1

Surrogate	% Recovery	Qualifier	Acceptance Criteria
2,5-Dibromotoluene-PID	122		70-130
2,5-Dibromotoluene-FID	127		70-130

Project Name: 259-267 MAIN ST.
Project Number: 191.05009.002

Lab Number: L1920262
Report Date: 05/28/19

SAMPLE RESULTS

Lab ID: L1920262-10
 Client ID: SB108-S1
 Sample Location: READING, MA

Date Collected: 05/14/19 14:25
 Date Received: 05/15/19
 Field Prep: Not Specified

Sample Depth:
 Matrix: Soil
 Analytical Method: 98,EPH-04-1.1
 Analytical Date: 05/21/19 14:26
 Analyst: MEO
 Percent Solids: 91%

Extraction Method: EPA 3546
 Extraction Date: 05/20/19 00:29
 Cleanup Method1: EPH-04-1
 Cleanup Date1: 05/20/19

Quality Control Information

Condition of sample received: Satisfactory
 Sample Temperature upon receipt: Received on Ice
 Sample Extraction method: Extracted Per the Method

Parameter	Result	Qualifier	Units	RL	MDL	Dilution Factor
Extractable Petroleum Hydrocarbons - Westborough Lab						
C9-C18 Aliphatics	ND		mg/kg	7.00	--	1
C19-C36 Aliphatics	ND		mg/kg	7.00	--	1
C11-C22 Aromatics	39.0		mg/kg	7.00	--	1
C11-C22 Aromatics, Adjusted	32.9		mg/kg	7.00	--	1
Naphthalene	ND		mg/kg	0.350	--	1
2-Methylnaphthalene	ND		mg/kg	0.350	--	1
Acenaphthylene	ND		mg/kg	0.350	--	1
Acenaphthene	ND		mg/kg	0.350	--	1
Fluorene	ND		mg/kg	0.350	--	1
Phenanthrene	1.37		mg/kg	0.350	--	1
Anthracene	ND		mg/kg	0.350	--	1
Fluoranthene	0.809		mg/kg	0.350	--	1
Pyrene	1.34		mg/kg	0.350	--	1
Benzo(a)anthracene	0.591		mg/kg	0.350	--	1
Chrysene	0.621		mg/kg	0.350	--	1
Benzo(b)fluoranthene	0.383		mg/kg	0.350	--	1
Benzo(k)fluoranthene	0.403		mg/kg	0.350	--	1
Benzo(a)pyrene	0.503		mg/kg	0.350	--	1
Indeno(1,2,3-cd)Pyrene	ND		mg/kg	0.350	--	1
Dibenzo(a,h)anthracene	ND		mg/kg	0.350	--	1
Benzo(ghi)perylene	ND		mg/kg	0.350	--	1

Project Name: 259-267 MAIN ST.**Lab Number:** L1920262**Project Number:** 191.05009.002**Report Date:** 05/28/19**SAMPLE RESULTS**

Lab ID: L1920262-10

Date Collected: 05/14/19 14:25

Client ID: SB108-S1

Date Received: 05/15/19

Sample Location: READING, MA

Field Prep: Not Specified

Sample Depth:

Parameter	Result	Qualifier	Units	RL	MDL	Dilution Factor
-----------	--------	-----------	-------	----	-----	-----------------

Extractable Petroleum Hydrocarbons - Westborough Lab

Surrogate	% Recovery	Qualifier	Acceptance Criteria
Chloro-Octadecane	65		40-140
o-Terphenyl	82		40-140
2-Fluorobiphenyl	92		40-140
2-Bromonaphthalene	93		40-140

Project Name: 259-267 MAIN ST.
Project Number: 191.05009.002

Lab Number: L1920262
Report Date: 05/28/19

SAMPLE RESULTS

Lab ID: L1920262-11
 Client ID: SB108-S2
 Sample Location: READING, MA

Date Collected: 05/14/19 14:30
 Date Received: 05/15/19
 Field Prep: Not Specified

Sample Depth:
 Matrix: Soil
 Analytical Method: 131, VPH-18-2.1
 Analytical Date: 05/22/19 14:12
 Analyst: MKS
 Percent Solids: 94%

Trap: EST, Carbo-pack B/Carboxen 1000&1001

Analytical Column: Restek, RTX-502.2,
 105m, 0.53ID, 3um

Quality Control Information

Condition of sample received: Satisfactory
 Sample Temperature upon receipt: Received on Ice
 Were samples received in methanol? Covering the Soil
 Methanol ratio: 1:1.3

Parameter	Result	Qualifier	Units	RL	MDL	Dilution Factor
Volatile Petroleum Hydrocarbons - Westborough Lab						
C5-C8 Aliphatics	ND		mg/kg	4.49	--	1
C9-C12 Aliphatics	ND		mg/kg	4.49	--	1
C9-C10 Aromatics	ND		mg/kg	4.49	--	1
C5-C8 Aliphatics, Adjusted	ND		mg/kg	4.49	--	1
C9-C12 Aliphatics, Adjusted	ND		mg/kg	4.49	--	1
Benzene	ND		mg/kg	0.090	--	1
Toluene	ND		mg/kg	0.090	--	1
Ethylbenzene	ND		mg/kg	0.090	--	1
p/m-Xylene	ND		mg/kg	0.090	--	1
o-Xylene	ND		mg/kg	0.090	--	1
Methyl tert butyl ether	ND		mg/kg	0.045	--	1
Naphthalene	ND		mg/kg	0.449	--	1

Surrogate	% Recovery	Qualifier	Acceptance Criteria
2,5-Dibromotoluene-PID	114		70-130
2,5-Dibromotoluene-FID	119		70-130

Project Name: 259-267 MAIN ST.
Project Number: 191.05009.002

Lab Number: L1920262
Report Date: 05/28/19

Method Blank Analysis
Batch Quality Control

Analytical Method: 98,EPH-04-1.1
Analytical Date: 05/21/19 10:35
Analyst: MEO

Extraction Method: EPA 3546
Extraction Date: 05/20/19 00:29
Cleanup Method: EPH-04-1
Cleanup Date: 05/20/19

Parameter	Result	Qualifier	Units	RL	MDL
Extractable Petroleum Hydrocarbons - Westborough Lab for sample(s): 02-04,06,08,10 Batch: WG1238883-1					
C9-C18 Aliphatics	ND		mg/kg	6.39	--
C19-C36 Aliphatics	ND		mg/kg	6.39	--
C11-C22 Aromatics	ND		mg/kg	6.39	--
C11-C22 Aromatics, Adjusted	ND		mg/kg	6.39	--
Naphthalene	ND		mg/kg	0.319	--
2-Methylnaphthalene	ND		mg/kg	0.319	--
Acenaphthylene	ND		mg/kg	0.319	--
Acenaphthene	ND		mg/kg	0.319	--
Fluorene	ND		mg/kg	0.319	--
Phenanthrene	ND		mg/kg	0.319	--
Anthracene	ND		mg/kg	0.319	--
Fluoranthene	ND		mg/kg	0.319	--
Pyrene	ND		mg/kg	0.319	--
Benzo(a)anthracene	ND		mg/kg	0.319	--
Chrysene	ND		mg/kg	0.319	--
Benzo(b)fluoranthene	ND		mg/kg	0.319	--
Benzo(k)fluoranthene	ND		mg/kg	0.319	--
Benzo(a)pyrene	ND		mg/kg	0.319	--
Indeno(1,2,3-cd)Pyrene	ND		mg/kg	0.319	--
Dibenzo(a,h)anthracene	ND		mg/kg	0.319	--
Benzo(ghi)perylene	ND		mg/kg	0.319	--

Project Name: 259-267 MAIN ST.
Project Number: 191.05009.002

Lab Number: L1920262
Report Date: 05/28/19

Method Blank Analysis
Batch Quality Control

Analytical Method: 98,EPH-04-1.1
Analytical Date: 05/21/19 10:35
Analyst: MEO

Extraction Method: EPA 3546
Extraction Date: 05/20/19 00:29
Cleanup Method: EPH-04-1
Cleanup Date: 05/20/19

Parameter	Result	Qualifier	Units	RL	MDL
Extractable Petroleum Hydrocarbons - Westborough Lab for sample(s): 02-04,06,08,10 Batch: WG1238883-1					

Surrogate	%Recovery	Qualifier	Acceptance Criteria
Chloro-Octadecane	65		40-140
o-Terphenyl	72		40-140
2-Fluorobiphenyl	88		40-140
2-Bromonaphthalene	88		40-140

Project Name: 259-267 MAIN ST.
Project Number: 191.05009.002

Lab Number: L1920262
Report Date: 05/28/19

**Method Blank Analysis
Batch Quality Control**

Analytical Method: 131,VPH-18-2.1
Analytical Date: 05/22/19 09:00
Analyst: MKS

Parameter	Result	Qualifier	Units	RL	MDL
Volatile Petroleum Hydrocarbons - Westborough Lab for sample(s): 02-03,07,09,11 Batch: WG1240334-4					
C5-C8 Aliphatics	ND		mg/kg	5.00	--
C9-C12 Aliphatics	ND		mg/kg	5.00	--
C9-C10 Aromatics	ND		mg/kg	5.00	--
C5-C8 Aliphatics, Adjusted	ND		mg/kg	5.00	--
C9-C12 Aliphatics, Adjusted	ND		mg/kg	5.00	--
Benzene	ND		mg/kg	0.100	--
Toluene	ND		mg/kg	0.100	--
Ethylbenzene	ND		mg/kg	0.100	--
p/m-Xylene	ND		mg/kg	0.100	--
o-Xylene	ND		mg/kg	0.100	--
Methyl tert butyl ether	ND		mg/kg	0.050	--
Naphthalene	ND		mg/kg	0.500	--

Surrogate	%Recovery	Qualifier	Acceptance Criteria
2,5-Dibromotoluene-PID	120		70-130
2,5-Dibromotoluene-FID	126		70-130

Project Name: 259-267 MAIN ST.
Project Number: 191.05009.002

Lab Number: L1920262
Report Date: 05/28/19

**Method Blank Analysis
Batch Quality Control**

Analytical Method: 131,VPH-18-2.1
Analytical Date: 05/24/19 12:08
Analyst: MKS

Parameter	Result	Qualifier	Units	RL	MDL
Volatile Petroleum Hydrocarbons - Westborough Lab for sample(s): 04 Batch: WG1241306-4					
C5-C8 Aliphatics	ND		mg/kg	5.00	--
C9-C12 Aliphatics	ND		mg/kg	5.00	--
C9-C10 Aromatics	ND		mg/kg	5.00	--
C5-C8 Aliphatics, Adjusted	ND		mg/kg	5.00	--
C9-C12 Aliphatics, Adjusted	ND		mg/kg	5.00	--
Benzene	ND		mg/kg	0.100	--
Toluene	ND		mg/kg	0.100	--
Ethylbenzene	ND		mg/kg	0.100	--
p/m-Xylene	ND		mg/kg	0.100	--
o-Xylene	ND		mg/kg	0.100	--
Methyl tert butyl ether	ND		mg/kg	0.050	--
Naphthalene	ND		mg/kg	0.500	--

Surrogate	%Recovery	Qualifier	Acceptance Criteria
2,5-Dibromotoluene-PID	116		70-130
2,5-Dibromotoluene-FID	123		70-130

Lab Control Sample Analysis

Batch Quality Control

Project Name: 259-267 MAIN ST.

Lab Number: L1920262

Project Number: 191.05009.002

Report Date: 05/28/19

Parameter	LCS		LCSD		%Recovery		RPD	
	%Recovery	Qual	%Recovery	Qual	Limits	RPD	Qual	Limits
Extractable Petroleum Hydrocarbons - Westborough Lab Associated sample(s): 02-04,06,08,10 Batch: WG1238883-2 WG1238883-3								
C9-C18 Aliphatics	72		72		40-140	0		25
C19-C36 Aliphatics	83		88		40-140	6		25
C11-C22 Aromatics	78		98		40-140	23		25
Naphthalene	66		83		40-140	23		25
2-Methylnaphthalene	67		84		40-140	23		25
Acenaphthylene	73		91		40-140	22		25
Acenaphthene	76		95		40-140	22		25
Fluorene	76		95		40-140	22		25
Phenanthrene	80		100		40-140	22		25
Anthracene	78		100		40-140	25		25
Fluoranthene	77		99		40-140	25		25
Pyrene	79		102		40-140	25		25
Benzo(a)anthracene	76		99		40-140	26	Q	25
Chrysene	78		102		40-140	27	Q	25
Benzo(b)fluoranthene	76		97		40-140	24		25
Benzo(k)fluoranthene	75		98		40-140	27	Q	25
Benzo(a)pyrene	73		95		40-140	26	Q	25
Indeno(1,2,3-cd)Pyrene	70		91		40-140	26	Q	25
Dibenzo(a,h)anthracene	71		96		40-140	30	Q	25
Benzo(ghi)perylene	67		89		40-140	28	Q	25
Nonane (C9)	58		57		30-140	2		25
Decane (C10)	63		63		40-140	0		25
Dodecane (C12)	67		67		40-140	0		25

Lab Control Sample Analysis

Batch Quality Control

Project Name: 259-267 MAIN ST.

Lab Number: L1920262

Project Number: 191.05009.002

Report Date: 05/28/19

Parameter	LCS		LCSD		%Recovery Limits	RPD	RPD	
	%Recovery	Qual	%Recovery	Qual			Qual	Limits
Extractable Petroleum Hydrocarbons - Westborough Lab Associated sample(s): 02-04,06,08,10 Batch: WG1238883-2 WG1238883-3								
Tetradecane (C14)	69		69		40-140	0		25
Hexadecane (C16)	72		73		40-140	1		25
Octadecane (C18)	74		77		40-140	4		25
Nonadecane (C19)	75		78		40-140	4		25
Eicosane (C20)	76		79		40-140	4		25
Docosane (C22)	77		80		40-140	4		25
Tetracosane (C24)	78		80		40-140	3		25
Hexacosane (C26)	80		83		40-140	4		25
Octacosane (C28)	81		84		40-140	4		25
Triacontane (C30)	82		86		40-140	5		25
Hexatriacontane (C36)	84		87		40-140	4		25

Surrogate	LCS		LCSD		Acceptance Criteria
	%Recovery	Qual	%Recovery	Qual	
Chloro-Octadecane	60		61		40-140
o-Terphenyl	62		78		40-140
2-Fluorobiphenyl	78		90		40-140
2-Bromonaphthalene	79		90		40-140
% Naphthalene Breakthrough	0		0		
% 2-Methylnaphthalene Breakthrough	0		0		

Lab Control Sample Analysis Batch Quality Control

Project Name: 259-267 MAIN ST.
Project Number: 191.05009.002

Lab Number: L1920262
Report Date: 05/28/19

Parameter	LCS		LCSD		%Recovery		RPD	
	%Recovery	Qual	%Recovery	Qual	Limits	RPD	Qual	Limits
Volatile Petroleum Hydrocarbons - Westborough Lab Associated sample(s): 02-03,07,09,11 Batch: WG1240334-2 WG1240334-3								
C5-C8 Aliphatics	96		97		70-130	1		25
C9-C12 Aliphatics	100		100		70-130	0		25
C9-C10 Aromatics	96		96		70-130	0		25
Benzene	94		94		70-130	0		25
Toluene	96		96		70-130	0		25
Ethylbenzene	99		100		70-130	1		25
p/m-Xylene	100		100		70-130	0		25
o-Xylene	95		96		70-130	0		25
Methyl tert butyl ether	96		98		70-130	1		25
Naphthalene	96		100		70-130	4		25
1,2,4-Trimethylbenzene	96		96		70-130	0		25
Pentane	94		95		70-130	2		25
2-Methylpentane	99		99		70-130	0		25
2,2,4-Trimethylpentane	94		96		70-130	2		25
n-Nonane	100		101		30-130	1		25
n-Decane	96		97		70-130	1		25
n-Butylcyclohexane	103		104		70-130	1		25

Surrogate	LCS		LCSD		Acceptance Criteria
	%Recovery	Qual	%Recovery	Qual	
2,5-Dibromotoluene-PID	98		99		70-130
2,5-Dibromotoluene-FID	102		102		70-130



Lab Control Sample Analysis Batch Quality Control

Project Name: 259-267 MAIN ST.
Project Number: 191.05009.002

Lab Number: L1920262
Report Date: 05/28/19

Parameter	LCS		LCSD		%Recovery		RPD	RPD	
	%Recovery	Qual	%Recovery	Qual	Limits	Qual		Limits	
Volatile Petroleum Hydrocarbons - Westborough Lab Associated sample(s): 04 Batch: WG1241306-2 WG1241306-3									
C5-C8 Aliphatics	97		101		70-130	4		25	
C9-C12 Aliphatics	100		103		70-130	3		25	
C9-C10 Aromatics	94		97		70-130	3		25	
Benzene	94		97		70-130	3		25	
Toluene	94		98		70-130	4		25	
Ethylbenzene	98		101		70-130	3		25	
p/m-Xylene	98		102		70-130	4		25	
o-Xylene	94		97		70-130	3		25	
Methyl tert butyl ether	101		104		70-130	3		25	
Naphthalene	98		100		70-130	2		25	
1,2,4-Trimethylbenzene	94		97		70-130	3		25	
Pentane	95		98		70-130	3		25	
2-Methylpentane	101		104		70-130	3		25	
2,2,4-Trimethylpentane	96		99		70-130	4		25	
n-Nonane	100		104		30-130	4		25	
n-Decane	97		100		70-130	3		25	
n-Butylcyclohexane	103		106		70-130	3		25	

Surrogate	LCS		LCSD		Acceptance Criteria
	%Recovery	Qual	%Recovery	Qual	
2,5-Dibromotoluene-PID	98		100		70-130
2,5-Dibromotoluene-FID	103		105		70-130



PCBS

Project Name: 259-267 MAIN ST.
Project Number: 191.05009.002

Lab Number: L1920262
Report Date: 05/28/19

SAMPLE RESULTS

Lab ID: L1920262-03
 Client ID: SB103-S2
 Sample Location: READING, MA

Date Collected: 05/14/19 11:00
 Date Received: 05/15/19
 Field Prep: Not Specified

Sample Depth:

Matrix: Soil
 Analytical Method: 97,8082A
 Analytical Date: 05/21/19 13:39
 Analyst: WR
 Percent Solids: 83%

Extraction Method: EPA 3546
 Extraction Date: 05/20/19 04:20
 Cleanup Method: EPA 3665A
 Cleanup Date: 05/20/19
 Cleanup Method: EPA 3660B
 Cleanup Date: 05/20/19

Parameter	Result	Qualifier	Units	RL	MDL	Dilution Factor	Column
MCP Polychlorinated Biphenyls - Westborough Lab							
Aroclor 1016	ND		ug/kg	38.8	--	1	A
Aroclor 1221	ND		ug/kg	38.8	--	1	A
Aroclor 1232	ND		ug/kg	38.8	--	1	A
Aroclor 1242	ND		ug/kg	38.8	--	1	A
Aroclor 1248	ND		ug/kg	38.8	--	1	A
Aroclor 1254	ND		ug/kg	38.8	--	1	A
Aroclor 1260	ND		ug/kg	38.8	--	1	A
Aroclor 1262	ND		ug/kg	38.8	--	1	A
Aroclor 1268	ND		ug/kg	38.8	--	1	A
PCBs, Total	ND		ug/kg	38.8	--	1	A

Surrogate	% Recovery	Qualifier	Acceptance Criteria	Column
2,4,5,6-Tetrachloro-m-xylene	99		30-150	B
Decachlorobiphenyl	110		30-150	B
2,4,5,6-Tetrachloro-m-xylene	98		30-150	A
Decachlorobiphenyl	101		30-150	A

Project Name: 259-267 MAIN ST.
Project Number: 191.05009.002

Lab Number: L1920262
Report Date: 05/28/19

SAMPLE RESULTS

Lab ID: L1920262-06
 Client ID: SB106-S1
 Sample Location: READING, MA

Date Collected: 05/14/19 13:15
 Date Received: 05/15/19
 Field Prep: Not Specified

Sample Depth:

Matrix: Soil
 Analytical Method: 97,8082A
 Analytical Date: 05/21/19 13:51
 Analyst: WR
 Percent Solids: 85%

Extraction Method: EPA 3546
 Extraction Date: 05/20/19 04:20
 Cleanup Method: EPA 3665A
 Cleanup Date: 05/20/19
 Cleanup Method: EPA 3660B
 Cleanup Date: 05/20/19

Parameter	Result	Qualifier	Units	RL	MDL	Dilution Factor	Column
MCP Polychlorinated Biphenyls - Westborough Lab							
Aroclor 1016	ND		ug/kg	37.1	--	1	A
Aroclor 1221	ND		ug/kg	37.1	--	1	A
Aroclor 1232	ND		ug/kg	37.1	--	1	A
Aroclor 1242	ND		ug/kg	37.1	--	1	A
Aroclor 1248	ND		ug/kg	37.1	--	1	A
Aroclor 1254	ND		ug/kg	37.1	--	1	A
Aroclor 1260	ND		ug/kg	37.1	--	1	B
Aroclor 1262	ND		ug/kg	37.1	--	1	A
Aroclor 1268	ND		ug/kg	37.1	--	1	A
PCBs, Total	ND		ug/kg	37.1	--	1	B

Surrogate	% Recovery	Qualifier	Acceptance Criteria	Column
2,4,5,6-Tetrachloro-m-xylene	86		30-150	B
Decachlorobiphenyl	92		30-150	B
2,4,5,6-Tetrachloro-m-xylene	87		30-150	A
Decachlorobiphenyl	86		30-150	A

Project Name: 259-267 MAIN ST.
Project Number: 191.05009.002

Lab Number: L1920262
Report Date: 05/28/19

SAMPLE RESULTS

Lab ID: L1920262-10
 Client ID: SB108-S1
 Sample Location: READING, MA

Date Collected: 05/14/19 14:25
 Date Received: 05/15/19
 Field Prep: Not Specified

Sample Depth:

Matrix: Soil
 Analytical Method: 97,8082A
 Analytical Date: 05/21/19 14:16
 Analyst: WR
 Percent Solids: 91%

Extraction Method: EPA 3546
 Extraction Date: 05/20/19 04:20
 Cleanup Method: EPA 3665A
 Cleanup Date: 05/20/19
 Cleanup Method: EPA 3660B
 Cleanup Date: 05/20/19

Parameter	Result	Qualifier	Units	RL	MDL	Dilution Factor	Column
MCP Polychlorinated Biphenyls - Westborough Lab							
Aroclor 1016	ND		ug/kg	34.8	--	1	A
Aroclor 1221	ND		ug/kg	34.8	--	1	A
Aroclor 1232	ND		ug/kg	34.8	--	1	A
Aroclor 1242	ND		ug/kg	34.8	--	1	A
Aroclor 1248	ND		ug/kg	34.8	--	1	A
Aroclor 1254	ND		ug/kg	34.8	--	1	A
Aroclor 1260	ND		ug/kg	34.8	--	1	B
Aroclor 1262	ND		ug/kg	34.8	--	1	A
Aroclor 1268	ND		ug/kg	34.8	--	1	A
PCBs, Total	ND		ug/kg	34.8	--	1	B

Surrogate	% Recovery	Qualifier	Acceptance Criteria	Column
2,4,5,6-Tetrachloro-m-xylene	92		30-150	B
Decachlorobiphenyl	86		30-150	B
2,4,5,6-Tetrachloro-m-xylene	95		30-150	A
Decachlorobiphenyl	78		30-150	A

Project Name: 259-267 MAIN ST.
Project Number: 191.05009.002

Lab Number: L1920262
Report Date: 05/28/19

**Method Blank Analysis
Batch Quality Control**

Analytical Method: 97,8082A
Analytical Date: 05/21/19 15:54
Analyst: WR

Extraction Method: EPA 3546
Extraction Date: 05/20/19 04:20
Cleanup Method: EPA 3665A
Cleanup Date: 05/20/19
Cleanup Method: EPA 3660B
Cleanup Date: 05/20/19

Parameter	Result	Qualifier	Units	RL	MDL	Column
MCP Polychlorinated Biphenyls - Westborough Lab for sample(s): 03,06,10 Batch: WG1238899-1						
Aroclor 1016	ND		ug/kg	32.5	--	A
Aroclor 1221	ND		ug/kg	32.5	--	A
Aroclor 1232	ND		ug/kg	32.5	--	A
Aroclor 1242	ND		ug/kg	32.5	--	A
Aroclor 1248	ND		ug/kg	32.5	--	A
Aroclor 1254	ND		ug/kg	32.5	--	A
Aroclor 1260	ND		ug/kg	32.5	--	A
Aroclor 1262	ND		ug/kg	32.5	--	A
Aroclor 1268	ND		ug/kg	32.5	--	A
PCBs, Total	ND		ug/kg	32.5	--	A

Surrogate	%Recovery	Qualifier	Acceptance Criteria	Column
2,4,5,6-Tetrachloro-m-xylene	104		30-150	B
Decachlorobiphenyl	110		30-150	B
2,4,5,6-Tetrachloro-m-xylene	104		30-150	A
Decachlorobiphenyl	97		30-150	A

Lab Control Sample Analysis Batch Quality Control

Project Name: 259-267 MAIN ST.
Project Number: 191.05009.002

Lab Number: L1920262
Report Date: 05/28/19

Parameter	LCS %Recovery	Qual	LCSD %Recovery	Qual	%Recovery Limits	RPD	Qual	RPD Limits	Column
MCP Polychlorinated Biphenyls - Westborough Lab Associated sample(s): 03,06,10 Batch: WG1238899-2 WG1238899-3									
Aroclor 1016	77		76		40-140	1		30	A
Aroclor 1260	68		68		40-140	0		30	A

Surrogate	LCS %Recovery	Qual	LCSD %Recovery	Qual	Acceptance Criteria	Column
2,4,5,6-Tetrachloro-m-xylene	99		101		30-150	B
Decachlorobiphenyl	107		109		30-150	B
2,4,5,6-Tetrachloro-m-xylene	101		103		30-150	A
Decachlorobiphenyl	93		97		30-150	A



METALS

Project Name: 259-267 MAIN ST.

Lab Number: L1920262

Project Number: 191.05009.002

Report Date: 05/28/19

SAMPLE RESULTS

Lab ID: L1920262-02

Date Collected: 05/14/19 10:30

Client ID: SB102-S1

Date Received: 05/15/19

Sample Location: READING, MA

Field Prep: Not Specified

Sample Depth:

Matrix: Soil

Percent Solids: 86%

Parameter	Result	Qualifier	Units	RL	MDL	Dilution Factor	Date Prepared	Date Analyzed	Prep Method	Analytical Method	Analyst
MCP Total Metals - Mansfield Lab											
Arsenic, Total	1.26		mg/kg	0.466	--	1	05/17/19 19:59	05/20/19 17:52	EPA 3050B	97,6010D	AB
Barium, Total	7.92		mg/kg	0.466	--	1	05/17/19 19:59	05/20/19 17:52	EPA 3050B	97,6010D	AB
Cadmium, Total	ND		mg/kg	0.466	--	1	05/17/19 19:59	05/20/19 17:52	EPA 3050B	97,6010D	AB
Chromium, Total	5.42		mg/kg	0.466	--	1	05/17/19 19:59	05/20/19 17:52	EPA 3050B	97,6010D	AB
Lead, Total	ND		mg/kg	2.33	--	1	05/17/19 19:59	05/20/19 17:52	EPA 3050B	97,6010D	AB
Mercury, Total	ND		mg/kg	0.074	--	1	05/21/19 10:50	05/24/19 23:32	EPA 7471B	97,7471B	EA
Selenium, Total	ND		mg/kg	2.33	--	1	05/17/19 19:59	05/20/19 17:52	EPA 3050B	97,6010D	AB
Silver, Total	ND		mg/kg	0.466	--	1	05/17/19 19:59	05/20/19 17:52	EPA 3050B	97,6010D	AB



Project Name: 259-267 MAIN ST.

Lab Number: L1920262

Project Number: 191.05009.002

Report Date: 05/28/19

SAMPLE RESULTS

Lab ID: L1920262-03

Date Collected: 05/14/19 11:00

Client ID: SB103-S2

Date Received: 05/15/19

Sample Location: READING, MA

Field Prep: Not Specified

Sample Depth:

Matrix: Soil

Percent Solids: 83%

Parameter	Result	Qualifier	Units	RL	MDL	Dilution Factor	Date Prepared	Date Analyzed	Prep Method	Analytical Method	Analyst
MCP Total Metals - Mansfield Lab											
Arsenic, Total	4.75		mg/kg	0.476	--	1	05/23/19 22:30	05/24/19 19:01	EPA 3050B	97,6010D	AB
Barium, Total	29.1		mg/kg	0.476	--	1	05/23/19 22:30	05/24/19 19:01	EPA 3050B	97,6010D	AB
Cadmium, Total	ND		mg/kg	0.476	--	1	05/23/19 22:30	05/24/19 19:01	EPA 3050B	97,6010D	AB
Chromium, Total	11.1		mg/kg	0.476	--	1	05/23/19 22:30	05/24/19 19:01	EPA 3050B	97,6010D	AB
Lead, Total	31.7		mg/kg	2.38	--	1	05/23/19 22:30	05/24/19 19:01	EPA 3050B	97,6010D	AB
Mercury, Total	ND		mg/kg	0.078	--	1	05/21/19 10:50	05/24/19 23:51	EPA 7471B	97,7471B	EA
Selenium, Total	ND		mg/kg	2.38	--	1	05/23/19 22:30	05/24/19 19:01	EPA 3050B	97,6010D	AB
Silver, Total	ND		mg/kg	0.476	--	1	05/23/19 22:30	05/24/19 19:01	EPA 3050B	97,6010D	AB



Project Name: 259-267 MAIN ST.**Lab Number:** L1920262**Project Number:** 191.05009.002**Report Date:** 05/28/19**SAMPLE RESULTS**

Lab ID: L1920262-04

Date Collected: 05/14/19 11:20

Client ID: SB104-S2

Date Received: 05/15/19

Sample Location: READING, MA

Field Prep: Not Specified

Sample Depth:

Matrix: Soil

Percent Solids: 86%

Parameter	Result	Qualifier	Units	RL	MDL	Dilution Factor	Date Prepared	Date Analyzed	Prep Method	Analytical Method	Analyst
MCP Total Metals - Mansfield Lab											
Arsenic, Total	5.93		mg/kg	0.440	--	1	05/23/19 22:30	05/24/19 19:05	EPA 3050B	97,6010D	AB
Barium, Total	31.0		mg/kg	0.440	--	1	05/23/19 22:30	05/24/19 19:05	EPA 3050B	97,6010D	AB
Cadmium, Total	ND		mg/kg	0.440	--	1	05/23/19 22:30	05/24/19 19:05	EPA 3050B	97,6010D	AB
Chromium, Total	8.70		mg/kg	0.440	--	1	05/23/19 22:30	05/24/19 19:05	EPA 3050B	97,6010D	AB
Lead, Total	20.1		mg/kg	2.20	--	1	05/23/19 22:30	05/24/19 19:05	EPA 3050B	97,6010D	AB
Mercury, Total	ND		mg/kg	0.075	--	1	05/21/19 10:50	05/24/19 23:39	EPA 7471B	97,7471B	EA
Selenium, Total	ND		mg/kg	2.20	--	1	05/23/19 22:30	05/24/19 19:05	EPA 3050B	97,6010D	AB
Silver, Total	ND		mg/kg	0.440	--	1	05/23/19 22:30	05/24/19 19:05	EPA 3050B	97,6010D	AB



Project Name: 259-267 MAIN ST.

Lab Number: L1920262

Project Number: 191.05009.002

Report Date: 05/28/19

SAMPLE RESULTS

Lab ID: L1920262-06

Date Collected: 05/14/19 13:15

Client ID: SB106-S1

Date Received: 05/15/19

Sample Location: READING, MA

Field Prep: Not Specified

Sample Depth:

Matrix: Soil

Percent Solids: 85%

Parameter	Result	Qualifier	Units	RL	MDL	Dilution Factor	Date Prepared	Date Analyzed	Prep Method	Analytical Method	Analyst
MCP Total Metals - Mansfield Lab											
Arsenic, Total	7.05		mg/kg	0.441	--	1	05/23/19 22:30	05/24/19 19:10	EPA 3050B	97,6010D	AB
Barium, Total	42.2		mg/kg	0.441	--	1	05/23/19 22:30	05/24/19 19:10	EPA 3050B	97,6010D	AB
Cadmium, Total	ND		mg/kg	0.441	--	1	05/23/19 22:30	05/24/19 19:10	EPA 3050B	97,6010D	AB
Chromium, Total	10.7		mg/kg	0.441	--	1	05/23/19 22:30	05/24/19 19:10	EPA 3050B	97,6010D	AB
Lead, Total	83.7		mg/kg	2.21	--	1	05/23/19 22:30	05/24/19 19:10	EPA 3050B	97,6010D	AB
Mercury, Total	ND		mg/kg	0.073	--	1	05/21/19 10:50	05/24/19 23:41	EPA 7471B	97,7471B	EA
Selenium, Total	ND		mg/kg	2.21	--	1	05/23/19 22:30	05/24/19 19:10	EPA 3050B	97,6010D	AB
Silver, Total	ND		mg/kg	0.441	--	1	05/23/19 22:30	05/24/19 19:10	EPA 3050B	97,6010D	AB



Project Name: 259-267 MAIN ST.

Lab Number: L1920262

Project Number: 191.05009.002

Report Date: 05/28/19

SAMPLE RESULTS

Lab ID: L1920262-08

Date Collected: 05/14/19 14:00

Client ID: SB107-S1

Date Received: 05/15/19

Sample Location: READING, MA

Field Prep: Not Specified

Sample Depth:

Matrix: Soil

Percent Solids: 89%

Parameter	Result	Qualifier	Units	RL	MDL	Dilution Factor	Date Prepared	Date Analyzed	Prep Method	Analytical Method	Analyst
MCP Total Metals - Mansfield Lab											
Arsenic, Total	7.27		mg/kg	0.429	--	1	05/23/19 22:30	05/24/19 19:14	EPA 3050B	97,6010D	AB
Barium, Total	42.2		mg/kg	0.429	--	1	05/23/19 22:30	05/24/19 19:14	EPA 3050B	97,6010D	AB
Cadmium, Total	0.498		mg/kg	0.429	--	1	05/23/19 22:30	05/24/19 19:14	EPA 3050B	97,6010D	AB
Chromium, Total	12.9		mg/kg	0.429	--	1	05/23/19 22:30	05/24/19 19:14	EPA 3050B	97,6010D	AB
Lead, Total	77.3		mg/kg	2.15	--	1	05/23/19 22:30	05/24/19 19:14	EPA 3050B	97,6010D	AB
Mercury, Total	ND		mg/kg	0.070	--	1	05/21/19 10:50	05/24/19 23:53	EPA 7471B	97,7471B	EA
Selenium, Total	ND		mg/kg	2.15	--	1	05/23/19 22:30	05/24/19 19:14	EPA 3050B	97,6010D	AB
Silver, Total	ND		mg/kg	0.429	--	1	05/23/19 22:30	05/24/19 19:14	EPA 3050B	97,6010D	AB



Project Name: 259-267 MAIN ST.

Lab Number: L1920262

Project Number: 191.05009.002

Report Date: 05/28/19

SAMPLE RESULTS

Lab ID: L1920262-10

Date Collected: 05/14/19 14:25

Client ID: SB108-S1

Date Received: 05/15/19

Sample Location: READING, MA

Field Prep: Not Specified

Sample Depth:

Matrix: Soil

Percent Solids: 91%

Parameter	Result	Qualifier	Units	RL	MDL	Dilution Factor	Date Prepared	Date Analyzed	Prep Method	Analytical Method	Analyst
MCP Total Metals - Mansfield Lab											
Arsenic, Total	10.2		mg/kg	0.427	--	1	05/23/19 22:30	05/24/19 19:43	EPA 3050B	97,6010D	AB
Barium, Total	30.5		mg/kg	0.427	--	1	05/23/19 22:30	05/24/19 19:43	EPA 3050B	97,6010D	AB
Cadmium, Total	ND		mg/kg	0.427	--	1	05/23/19 22:30	05/24/19 19:43	EPA 3050B	97,6010D	AB
Chromium, Total	9.23		mg/kg	0.427	--	1	05/23/19 22:30	05/24/19 19:43	EPA 3050B	97,6010D	AB
Lead, Total	96.9		mg/kg	2.14	--	1	05/23/19 22:30	05/24/19 19:43	EPA 3050B	97,6010D	AB
Mercury, Total	ND		mg/kg	0.069	--	1	05/21/19 10:50	05/24/19 23:56	EPA 7471B	97,7471B	EA
Selenium, Total	ND		mg/kg	2.14	--	1	05/23/19 22:30	05/24/19 19:43	EPA 3050B	97,6010D	AB
Silver, Total	ND		mg/kg	0.427	--	1	05/23/19 22:30	05/24/19 21:58	EPA 3050B	97,6010D	AB



Project Name: 259-267 MAIN ST.
Project Number: 191.05009.002

Lab Number: L1920262
Report Date: 05/28/19

Method Blank Analysis Batch Quality Control

Parameter	Result Qualifier	Units	RL	MDL	Dilution Factor	Date Prepared	Date Analyzed	Analytical Method	Analyst
MCP Total Metals - Mansfield Lab for sample(s): 02 Batch: WG1238473-1									
Arsenic, Total	ND	mg/kg	0.400	--	1	05/17/19 19:59	05/20/19 17:38	97,6010D	AB
Barium, Total	ND	mg/kg	0.400	--	1	05/17/19 19:59	05/20/19 17:38	97,6010D	AB
Cadmium, Total	ND	mg/kg	0.400	--	1	05/17/19 19:59	05/20/19 17:38	97,6010D	AB
Chromium, Total	ND	mg/kg	0.400	--	1	05/17/19 19:59	05/20/19 17:38	97,6010D	AB
Lead, Total	ND	mg/kg	2.00	--	1	05/17/19 19:59	05/20/19 17:38	97,6010D	AB
Selenium, Total	ND	mg/kg	2.00	--	1	05/17/19 19:59	05/20/19 17:38	97,6010D	AB
Silver, Total	ND	mg/kg	0.400	--	1	05/17/19 19:59	05/20/19 17:38	97,6010D	AB

Prep Information

Digestion Method: EPA 3050B

Parameter	Result Qualifier	Units	RL	MDL	Dilution Factor	Date Prepared	Date Analyzed	Analytical Method	Analyst
MCP Total Metals - Mansfield Lab for sample(s): 02-04,06,08,10 Batch: WG1239284-1									
Mercury, Total	ND	mg/kg	0.083	--	1	05/21/19 10:50	05/23/19 23:46	97,7471B	EA

Prep Information

Digestion Method: EPA 7471B

Parameter	Result Qualifier	Units	RL	MDL	Dilution Factor	Date Prepared	Date Analyzed	Analytical Method	Analyst
MCP Total Metals - Mansfield Lab for sample(s): 03-04,06,08,10 Batch: WG1240594-1									
Arsenic, Total	ND	mg/kg	0.400	--	1	05/23/19 22:30	05/24/19 18:39	97,6010D	AB
Barium, Total	ND	mg/kg	0.400	--	1	05/23/19 22:30	05/24/19 18:39	97,6010D	AB
Cadmium, Total	ND	mg/kg	0.400	--	1	05/23/19 22:30	05/24/19 18:39	97,6010D	AB
Chromium, Total	ND	mg/kg	0.400	--	1	05/23/19 22:30	05/24/19 18:39	97,6010D	AB
Lead, Total	ND	mg/kg	2.00	--	1	05/23/19 22:30	05/24/19 18:39	97,6010D	AB
Selenium, Total	ND	mg/kg	2.00	--	1	05/23/19 22:30	05/24/19 18:39	97,6010D	AB
Silver, Total	ND	mg/kg	0.400	--	1	05/23/19 22:30	05/24/19 18:39	97,6010D	AB

Project Name: 259-267 MAIN ST.

Lab Number: L1920262

Project Number: 191.05009.002

Report Date: 05/28/19

Method Blank Analysis Batch Quality Control

Prep Information

Digestion Method: EPA 3050B

Lab Control Sample Analysis

Batch Quality Control

Project Name: 259-267 MAIN ST.
Project Number: 191.05009.002

Lab Number: L1920262
Report Date: 05/28/19

Parameter	LCS		LCSD		%Recovery Limits	RPD	Qual	RPD Limits
	%Recovery	Qual	%Recovery	Qual				
MCP Total Metals - Mansfield Lab Associated sample(s): 02 Batch: WG1238473-2 WG1238473-3 SRM Lot Number: D101-540								
Arsenic, Total	97		102		83-117	5		30
Barium, Total	89		96		83-118	8		30
Cadmium, Total	91		95		83-117	4		30
Chromium, Total	90		96		81-118	6		30
Lead, Total	90		98		83-117	9		30
Selenium, Total	97		102		79-121	5		30
Silver, Total	93		98		80-120	5		30
MCP Total Metals - Mansfield Lab Associated sample(s): 02-04,06,08,10 Batch: WG1239284-2 WG1239284-3 SRM Lot Number: D101-540								
Mercury, Total	88		87		65-135	1		30
MCP Total Metals - Mansfield Lab Associated sample(s): 03-04,06,08,10 Batch: WG1240594-2 WG1240594-3 SRM Lot Number: D101-540								
Arsenic, Total	100		96		83-117	4		30
Barium, Total	95		92		83-118	3		30
Cadmium, Total	93		94		83-117	1		30
Chromium, Total	102		97		81-118	5		30
Lead, Total	99		93		83-117	6		30
Selenium, Total	102		98		79-121	4		30
Silver, Total	97		92		80-120	5		30



INORGANICS & MISCELLANEOUS

Project Name: 259-267 MAIN ST.

Lab Number: L1920262

Project Number: 191.05009.002

Report Date: 05/28/19

SAMPLE RESULTS

Lab ID: L1920262-02

Date Collected: 05/14/19 10:30

Client ID: SB102-S1

Date Received: 05/15/19

Sample Location: READING, MA

Field Prep: Not Specified

Sample Depth:

Matrix: Soil

Parameter	Result	Qualifier	Units	RL	MDL	Dilution Factor	Date Prepared	Date Analyzed	Analytical Method	Analyst
General Chemistry - Westborough Lab										
Solids, Total	85.7		%	0.100	NA	1	-	05/18/19 09:12	121,2540G	RI



Project Name: 259-267 MAIN ST.

Project Number: 191.05009.002

Lab Number: L1920262

Report Date: 05/28/19

SAMPLE RESULTS

Lab ID: L1920262-03

Client ID: SB103-S2

Sample Location: READING, MA

Date Collected: 05/14/19 11:00

Date Received: 05/15/19

Field Prep: Not Specified

Sample Depth:

Matrix: Soil

Parameter	Result	Qualifier	Units	RL	MDL	Dilution Factor	Date Prepared	Date Analyzed	Analytical Method	Analyst
General Chemistry - Westborough Lab										
Solids, Total	82.5		%	0.100	NA	1	-	05/18/19 09:12	121,2540G	RI



Project Name: 259-267 MAIN ST.

Project Number: 191.05009.002

Lab Number: L1920262

Report Date: 05/28/19

SAMPLE RESULTS

Lab ID: L1920262-04

Client ID: SB104-S2

Sample Location: READING, MA

Date Collected: 05/14/19 11:20

Date Received: 05/15/19

Field Prep: Not Specified

Sample Depth:

Matrix: Soil

Parameter	Result	Qualifier	Units	RL	MDL	Dilution Factor	Date Prepared	Date Analyzed	Analytical Method	Analyst
General Chemistry - Westborough Lab										
Solids, Total	85.6		%	0.100	NA	1	-	05/18/19 09:12	121,2540G	RI



Project Name: 259-267 MAIN ST.

Project Number: 191.05009.002

Lab Number: L1920262

Report Date: 05/28/19

SAMPLE RESULTS

Lab ID: L1920262-06

Client ID: SB106-S1

Sample Location: READING, MA

Date Collected: 05/14/19 13:15

Date Received: 05/15/19

Field Prep: Not Specified

Sample Depth:

Matrix: Soil

Parameter	Result	Qualifier	Units	RL	MDL	Dilution Factor	Date Prepared	Date Analyzed	Analytical Method	Analyst
General Chemistry - Westborough Lab										
Solids, Total	85.3		%	0.100	NA	1	-	05/18/19 09:12	121,2540G	RI



Project Name: 259-267 MAIN ST.

Project Number: 191.05009.002

Lab Number: L1920262

Report Date: 05/28/19

SAMPLE RESULTS

Lab ID: L1920262-07

Client ID: SB106-S2

Sample Location: READING, MA

Date Collected: 05/14/19 13:20

Date Received: 05/15/19

Field Prep: Not Specified

Sample Depth:

Matrix: Soil

Parameter	Result	Qualifier	Units	RL	MDL	Dilution Factor	Date Prepared	Date Analyzed	Analytical Method	Analyst
General Chemistry - Westborough Lab										
Solids, Total	88.6		%	0.100	NA	1	-	05/18/19 09:12	121,2540G	RI



Project Name: 259-267 MAIN ST.

Project Number: 191.05009.002

Lab Number: L1920262

Report Date: 05/28/19

SAMPLE RESULTS

Lab ID: L1920262-08

Client ID: SB107-S1

Sample Location: READING, MA

Date Collected: 05/14/19 14:00

Date Received: 05/15/19

Field Prep: Not Specified

Sample Depth:

Matrix: Soil

Parameter	Result	Qualifier	Units	RL	MDL	Dilution Factor	Date Prepared	Date Analyzed	Analytical Method	Analyst
General Chemistry - Westborough Lab										
Solids, Total	89.3		%	0.100	NA	1	-	05/18/19 09:12	121,2540G	RI



Project Name: 259-267 MAIN ST.

Lab Number: L1920262

Project Number: 191.05009.002

Report Date: 05/28/19

SAMPLE RESULTS

Lab ID: L1920262-09

Date Collected: 05/14/19 14:05

Client ID: SB107-S2

Date Received: 05/15/19

Sample Location: READING, MA

Field Prep: Not Specified

Sample Depth:

Matrix: Soil

Parameter	Result	Qualifier	Units	RL	MDL	Dilution Factor	Date Prepared	Date Analyzed	Analytical Method	Analyst
General Chemistry - Westborough Lab										
Solids, Total	90.2		%	0.100	NA	1	-	05/18/19 09:12	121,2540G	RI



Project Name: 259-267 MAIN ST.

Project Number: 191.05009.002

Lab Number: L1920262

Report Date: 05/28/19

SAMPLE RESULTS

Lab ID: L1920262-10

Client ID: SB108-S1

Sample Location: READING, MA

Date Collected: 05/14/19 14:25

Date Received: 05/15/19

Field Prep: Not Specified

Sample Depth:

Matrix: Soil

Parameter	Result	Qualifier	Units	RL	MDL	Dilution Factor	Date Prepared	Date Analyzed	Analytical Method	Analyst
General Chemistry - Westborough Lab										
Solids, Total	90.6		%	0.100	NA	1	-	05/18/19 09:12	121,2540G	RI



Project Name: 259-267 MAIN ST.

Project Number: 191.05009.002

Lab Number: L1920262

Report Date: 05/28/19

SAMPLE RESULTS

Lab ID: L1920262-11
 Client ID: SB108-S2
 Sample Location: READING, MA

Date Collected: 05/14/19 14:30
 Date Received: 05/15/19
 Field Prep: Not Specified

Sample Depth:
 Matrix: Soil

Parameter	Result	Qualifier	Units	RL	MDL	Dilution Factor	Date Prepared	Date Analyzed	Analytical Method	Analyst
General Chemistry - Westborough Lab										
Solids, Total	94.2		%	0.100	NA	1	-	05/18/19 09:12	121,2540G	RI



Lab Duplicate Analysis

Batch Quality Control

Project Name: 259-267 MAIN ST.

Project Number: 191.05009.002

Lab Number: L1920262

Report Date: 05/28/19

Parameter	Native Sample	Duplicate Sample	Units	RPD	Qual	RPD Limits
General Chemistry - Westborough Lab Associated sample(s): 02-04,06-11 QC Batch ID: WG1238595-1 QC Sample: L1920262-02 Client ID: SB102-S1						
Solids, Total	85.7	84.6	%	1		20

Project Name: 259-267 MAIN ST.
Project Number: 191.05009.002

Serial_No:05281914:17
Lab Number: L1920262
Report Date: 05/28/19

Sample Receipt and Container Information

Were project specific reporting limits specified? YES

Cooler Information

Cooler **Custody Seal**
A Absent

Container Information

Container ID	Container Type	Cooler	Initial pH	Final pH	Temp deg C	Pres	Seal	Frozen Date/Time	Analysis(*)
L1920262-01A	Vial MeOH preserved	A	NA		4.1	Y	Absent		HOLD-VPH(28),HOLD-8260HLW(14)
L1920262-01B	Vial water preserved	A	NA		4.1	Y	Absent	15-MAY-19 18:23	HOLD-8260HLW(14)
L1920262-01C	Vial water preserved	A	NA		4.1	Y	Absent	15-MAY-19 18:23	HOLD-8260HLW(14)
L1920262-01D	Metals Only-Glass 60mL/2oz unpreserved	A	NA		4.1	Y	Absent		HOLD-METAL(180)
L1920262-01E	Glass 120ml/4oz unpreserved	A	NA		4.1	Y	Absent		HOLD-EPH(14)
L1920262-01F	Plastic 2oz unpreserved for TS	A	NA		4.1	Y	Absent		HOLD-WETCHEM()
L1920262-01G	Plastic 2oz unpreserved for TS	A	NA		4.1	Y	Absent		HOLD-WETCHEM()
L1920262-02A	Vial MeOH preserved	A	NA		4.1	Y	Absent		VPH-DELUX-18(28),MCP-8260HLW-10(14)
L1920262-02B	Vial MeOH preserved	A	NA		4.1	Y	Absent		VPH-DELUX-18(28),MCP-8260HLW-10(14)
L1920262-02C	Vial water preserved	A	NA		4.1	Y	Absent	15-MAY-19 18:23	MCP-8260HLW-10(14)
L1920262-02D	Vial water preserved	A	NA		4.1	Y	Absent	15-MAY-19 18:23	MCP-8260HLW-10(14)
L1920262-02E	Vial water preserved	A	NA		4.1	Y	Absent	15-MAY-19 18:23	MCP-8260HLW-10(14)
L1920262-02F	Vial water preserved	A	NA		4.1	Y	Absent	15-MAY-19 18:23	MCP-8260HLW-10(14)
L1920262-02G	Metals Only-Glass 60mL/2oz unpreserved	A	NA		4.1	Y	Absent		MCP-CR-6010T-10(180),MCP-AS-6010T-10(180),MCP-7471T-10(28),MCP-CD-6010T-10(180),MCP-AG-6010T-10(180),MCP-SE-6010T-10(180),MCP-BA-6010T-10(180),MCP-PB-6010T-10(180)
L1920262-02H	Glass 120ml/4oz unpreserved	A	NA		4.1	Y	Absent		EPH-DELUX-10(14)
L1920262-02I	Plastic 2oz unpreserved for TS	A	NA		4.1	Y	Absent		TS(7)
L1920262-02J	Plastic 2oz unpreserved for TS	A	NA		4.1	Y	Absent		TS(7)
L1920262-02K	Plastic 2oz unpreserved for TS	A	NA		4.1	Y	Absent		TS(7)
L1920262-03A	Vial MeOH preserved	A	NA		4.1	Y	Absent		VPH-DELUX-18(28),MCP-8260HLW-10(14)
L1920262-03B	Vial water preserved	A	NA		4.1	Y	Absent	15-MAY-19 18:23	MCP-8260HLW-10(14)
L1920262-03C	Vial water preserved	A	NA		4.1	Y	Absent	15-MAY-19 18:23	MCP-8260HLW-10(14)

*Values in parentheses indicate holding time in days



Project Name: 259-267 MAIN ST.

Lab Number: L1920262

Project Number: 191.05009.002

Report Date: 05/28/19

Container Information

Container ID	Container Type	Cooler	Initial pH	Final pH	Temp deg C	Pres	Seal	Frozen Date/Time	Analysis(*)
L1920262-03D	Metals Only-Glass 60mL/2oz unpreserved	A	NA		4.1	Y	Absent		MCP-CR-6010T-10(180),MCP-AS-6010T-10(180),MCP-7471T-10(28),MCP-CD-6010T-10(180),MCP-AG-6010T-10(180),MCP-SE-6010T-10(180),MCP-BA-6010T-10(180),MCP-PB-6010T-10(180)
L1920262-03E	Glass 120ml/4oz unpreserved	A	NA		4.1	Y	Absent		MCP-8082-10(365),EPH-DELUX-10(14)
L1920262-03F	Plastic 2oz unpreserved for TS	A	NA		4.1	Y	Absent		TS(7)
L1920262-03G	Plastic 2oz unpreserved for TS	A	NA		4.1	Y	Absent		TS(7)
L1920262-04A	Vial MeOH preserved	A	NA		4.1	Y	Absent		VPH-DELUX-18(28),MCP-8260HLW-10(14)
L1920262-04B	Vial MeOH preserved	A	NA		4.1	Y	Absent		VPH-DELUX-18(28),MCP-8260HLW-10(14)
L1920262-04C	Vial water preserved	A	NA		4.1	Y	Absent	15-MAY-19 18:23	MCP-8260HLW-10(14)
L1920262-04D	Vial water preserved	A	NA		4.1	Y	Absent	15-MAY-19 18:23	MCP-8260HLW-10(14)
L1920262-04E	Vial water preserved	A	NA		4.1	Y	Absent	15-MAY-19 18:23	MCP-8260HLW-10(14)
L1920262-04F	Vial water preserved	A	NA		4.1	Y	Absent	15-MAY-19 18:23	MCP-8260HLW-10(14)
L1920262-04G	Plastic 2oz unpreserved for TS	A	NA		4.1	Y	Absent		HOLD-WETCHEM()
L1920262-04H	Plastic 2oz unpreserved for TS	A	NA		4.1	Y	Absent		HOLD-WETCHEM()
L1920262-04I	Plastic 2oz unpreserved for TS	A	NA		4.1	Y	Absent		HOLD-WETCHEM(),TS(7)
L1920262-04J	Metals Only-Glass 60mL/2oz unpreserved	A	NA		4.1	Y	Absent		MCP-CR-6010T-10(180),MCP-AS-6010T-10(180),MCP-7471T-10(28),MCP-CD-6010T-10(180),MCP-AG-6010T-10(180),MCP-SE-6010T-10(180),MCP-BA-6010T-10(180),MCP-PB-6010T-10(180)
L1920262-04K	Glass 120ml/4oz unpreserved	A	NA		4.1	Y	Absent		EPH-DELUX-10(14)
L1920262-05A	Vial MeOH preserved	A	NA		4.1	Y	Absent		HOLD-VPH(28),HOLD-8260HLW(14)
L1920262-05B	Vial MeOH preserved	A	NA		4.1	Y	Absent		HOLD-VPH(28),HOLD-8260HLW(14)
L1920262-05C	Vial water preserved	A	NA		4.1	Y	Absent	15-MAY-19 18:23	HOLD-8260HLW(14)
L1920262-05D	Vial water preserved	A	NA		4.1	Y	Absent	15-MAY-19 18:23	HOLD-8260HLW(14)
L1920262-05E	Vial water preserved	A	NA		4.1	Y	Absent	15-MAY-19 18:23	HOLD-8260HLW(14)
L1920262-05F	Vial water preserved	A	NA		4.1	Y	Absent	15-MAY-19 18:23	HOLD-8260HLW(14)
L1920262-05G	Plastic 2oz unpreserved for TS	A	NA		4.1	Y	Absent		HOLD-WETCHEM()
L1920262-05H	Plastic 2oz unpreserved for TS	A	NA		4.1	Y	Absent		HOLD-WETCHEM()
L1920262-05I	Plastic 2oz unpreserved for TS	A	NA		4.1	Y	Absent		HOLD-WETCHEM()

Project Name: 259-267 MAIN ST.

Lab Number: L1920262

Project Number: 191.05009.002

Report Date: 05/28/19

Container Information

Container ID	Container Type	Cooler	Initial pH	Final pH	Temp deg C	Pres	Seal	Frozen Date/Time	Analysis(*)
L1920262-05J	Metals Only-Glass 60mL/2oz unpreserved	A	NA		4.1	Y	Absent		HOLD-METAL(180)
L1920262-05K	Glass 120ml/4oz unpreserved	A	NA		4.1	Y	Absent		HOLD-EPH(14)
L1920262-06A	Plastic 2oz unpreserved for TS	A	NA		4.1	Y	Absent		TS(7)
L1920262-06B	Metals Only-Glass 60mL/2oz unpreserved	A	NA		4.1	Y	Absent		MCP-CR-6010T-10(180),MCP-AS-6010T-10(180),MCP-7471T-10(28),MCP-CD-6010T-10(180),MCP-AG-6010T-10(180),MCP-SE-6010T-10(180),MCP-BA-6010T-10(180),MCP-PB-6010T-10(180)
L1920262-06C	Glass 120ml/4oz unpreserved	A	NA		4.1	Y	Absent		MCP-8082-10(365),EPH-DELUX-10(14)
L1920262-07A	Vial MeOH preserved	A	NA		4.1	Y	Absent		VPH-DELUX-18(28),MCP-8260HLW-10(14)
L1920262-07B	Vial MeOH preserved	A	NA		4.1	Y	Absent		VPH-DELUX-18(28),MCP-8260HLW-10(14)
L1920262-07C	Vial water preserved	A	NA		4.1	Y	Absent	15-MAY-19 18:23	MCP-8260HLW-10(14)
L1920262-07D	Vial water preserved	A	NA		4.1	Y	Absent	15-MAY-19 18:23	MCP-8260HLW-10(14)
L1920262-07E	Vial water preserved	A	NA		4.1	Y	Absent	15-MAY-19 18:23	MCP-8260HLW-10(14)
L1920262-07F	Vial water preserved	A	NA		4.1	Y	Absent	15-MAY-19 18:23	MCP-8260HLW-10(14)
L1920262-07G	Plastic 2oz unpreserved for TS	A	NA		4.1	Y	Absent		TS(7)
L1920262-07H	Plastic 2oz unpreserved for TS	A	NA		4.1	Y	Absent		TS(7)
L1920262-08A	Plastic 2oz unpreserved for TS	A	NA		4.1	Y	Absent		HOLD-WETCHEM()
L1920262-08B	Metals Only-Glass 60mL/2oz unpreserved	A	NA		4.1	Y	Absent		MCP-CR-6010T-10(180),MCP-AS-6010T-10(180),MCP-7471T-10(28),MCP-CD-6010T-10(180),MCP-AG-6010T-10(180),MCP-SE-6010T-10(180),MCP-BA-6010T-10(180),MCP-PB-6010T-10(180)
L1920262-08C	Glass 120ml/4oz unpreserved	A	NA		4.1	Y	Absent		EPH-DELUX-10(14)
L1920262-09A	Vial MeOH preserved	A	NA		4.1	Y	Absent		VPH-DELUX-18(28),MCP-8260HLW-10(14)
L1920262-09B	Vial MeOH preserved	A	NA		4.1	Y	Absent		VPH-DELUX-18(28),MCP-8260HLW-10(14)
L1920262-09C	Vial water preserved	A	NA		4.1	Y	Absent	15-MAY-19 18:23	MCP-8260HLW-10(14)
L1920262-09D	Vial water preserved	A	NA		4.1	Y	Absent	15-MAY-19 18:23	MCP-8260HLW-10(14)
L1920262-09E	Vial water preserved	A	NA		4.1	Y	Absent	15-MAY-19 18:23	MCP-8260HLW-10(14)
L1920262-09F	Vial water preserved	A	NA		4.1	Y	Absent	15-MAY-19 18:23	MCP-8260HLW-10(14)
L1920262-09G	Plastic 2oz unpreserved for TS	A	NA		4.1	Y	Absent		TS(7)
L1920262-09H	Plastic 2oz unpreserved for TS	A	NA		4.1	Y	Absent		TS(7)

Project Name: 259-267 MAIN ST.**Lab Number:** L1920262**Project Number:** 191.05009.002**Report Date:** 05/28/19**Container Information**

Container ID	Container Type	Cooler	Initial pH	Final pH	Temp deg C	Pres	Seal	Frozen Date/Time	Analysis(*)
L1920262-10A	Plastic 2oz unpreserved for TS	A	NA		4.1	Y	Absent		TS(7)
L1920262-10B	Metals Only-Glass 60mL/2oz unpreserved	A	NA		4.1	Y	Absent		MCP-CR-6010T-10(180),MCP-AS-6010T-10(180),MCP-7471T-10(28),MCP-CD-6010T-10(180),MCP-AG-6010T-10(180),MCP-SE-6010T-10(180),MCP-BA-6010T-10(180),MCP-PB-6010T-10(180)
L1920262-10C	Glass 120ml/4oz unpreserved	A	NA		4.1	Y	Absent		MCP-8082-10(365),EPH-DELUX-10(14)
L1920262-11A	Vial MeOH preserved	A	NA		4.1	Y	Absent		VPH-DELUX-18(28),MCP-8260HLW-10(14)
L1920262-11B	Vial MeOH preserved	A	NA		4.1	Y	Absent		VPH-DELUX-18(28),MCP-8260HLW-10(14)
L1920262-11C	Vial water preserved	A	NA		4.1	Y	Absent	15-MAY-19 18:23	MCP-8260HLW-10(14)
L1920262-11D	Vial water preserved	A	NA		4.1	Y	Absent	15-MAY-19 18:23	MCP-8260HLW-10(14)
L1920262-11E	Vial water preserved	A	NA		4.1	Y	Absent	15-MAY-19 18:23	MCP-8260HLW-10(14)
L1920262-11F	Vial water preserved	A	NA		4.1	Y	Absent	15-MAY-19 18:23	MCP-8260HLW-10(14)
L1920262-11G	Plastic 2oz unpreserved for TS	A	NA		4.1	Y	Absent		TS(7)
L1920262-11H	Plastic 2oz unpreserved for TS	A	NA		4.1	Y	Absent		TS(7)
L1920262-12A	Vial MeOH preserved	A	NA		4.1	Y	Absent		HOLD-VPH(28),HOLD-8260HLW(14)
L1920262-12B	Vial water preserved	A	NA		4.1	Y	Absent	15-MAY-19 18:23	HOLD-8260HLW(14)

Project Name: 259-267 MAIN ST.
Project Number: 191.05009.002

Lab Number: L1920262
Report Date: 05/28/19

GLOSSARY

Acronyms

DL	- Detection Limit: This value represents the level to which target analyte concentrations are reported as estimated values, when those target analyte concentrations are quantified below the limit of quantitation (LOQ). The DL includes any adjustments from dilutions, concentrations or moisture content, where applicable. (DoD report formats only.)
EDL	- Estimated Detection Limit: This value represents the level to which target analyte concentrations are reported as estimated values, when those target analyte concentrations are quantified below the reporting limit (RL). The EDL includes any adjustments from dilutions, concentrations or moisture content, where applicable. The use of EDLs is specific to the analysis of PAHs using Solid-Phase Microextraction (SPME).
EMPC	- Estimated Maximum Possible Concentration: The concentration that results from the signal present at the retention time of an analyte when the ions meet all of the identification criteria except the ion abundance ratio criteria. An EMPC is a worst-case estimate of the concentration.
EPA	- Environmental Protection Agency.
LCS	- Laboratory Control Sample: A sample matrix, free from the analytes of interest, spiked with verified known amounts of analytes or a material containing known and verified amounts of analytes.
LCSD	- Laboratory Control Sample Duplicate: Refer to LCS.
LFB	- Laboratory Fortified Blank: A sample matrix, free from the analytes of interest, spiked with verified known amounts of analytes or a material containing known and verified amounts of analytes.
LOD	- Limit of Detection: This value represents the level to which a target analyte can reliably be detected for a specific analyte in a specific matrix by a specific method. The LOD includes any adjustments from dilutions, concentrations or moisture content, where applicable. (DoD report formats only.)
LOQ	- Limit of Quantitation: The value at which an instrument can accurately measure an analyte at a specific concentration. The LOQ includes any adjustments from dilutions, concentrations or moisture content, where applicable. (DoD report formats only.) Limit of Quantitation: The value at which an instrument can accurately measure an analyte at a specific concentration. The LOQ includes any adjustments from dilutions, concentrations or moisture content, where applicable. (DoD report formats only.)
MDL	- Method Detection Limit: This value represents the level to which target analyte concentrations are reported as estimated values, when those target analyte concentrations are quantified below the reporting limit (RL). The MDL includes any adjustments from dilutions, concentrations or moisture content, where applicable.
MS	- Matrix Spike Sample: A sample prepared by adding a known mass of target analyte to a specified amount of matrix sample for which an independent estimate of target analyte concentration is available. For Method 332.0, the spike recovery is calculated using the native concentration, including estimated values.
MSD	- Matrix Spike Sample Duplicate: Refer to MS.
NA	- Not Applicable.
NC	- Not Calculated: Term is utilized when one or more of the results utilized in the calculation are non-detect at the parameter's reporting unit.
NDPA/DPA	- N-Nitrosodiphenylamine/Diphenylamine.
NI	- Not Ignitable.
NP	- Non-Plastic: Term is utilized for the analysis of Atterberg Limits in soil.
RL	- Reporting Limit: The value at which an instrument can accurately measure an analyte at a specific concentration. The RL includes any adjustments from dilutions, concentrations or moisture content, where applicable.
RPD	- Relative Percent Difference: The results from matrix and/or matrix spike duplicates are primarily designed to assess the precision of analytical results in a given matrix and are expressed as relative percent difference (RPD). Values which are less than five times the reporting limit for any individual parameter are evaluated by utilizing the absolute difference between the values; although the RPD value will be provided in the report.
SRM	- Standard Reference Material: A reference sample of a known or certified value that is of the same or similar matrix as the associated field samples.
STLP	- Semi-dynamic Tank Leaching Procedure per EPA Method 1315.
TEF	- Toxic Equivalency Factors: The values assigned to each dioxin and furan to evaluate their toxicity relative to 2,3,7,8-TCDD.
TEQ	- Toxic Equivalent: The measure of a sample's toxicity derived by multiplying each dioxin and furan by its corresponding TEF and then summing the resulting values.
TIC	- Tentatively Identified Compound: A compound that has been identified to be present and is not part of the target compound list (TCL) for the method and/or program. All TICs are qualitatively identified and reported as estimated concentrations.

Footnotes

Report Format: Data Usability Report



Project Name: 259-267 MAIN ST.
Project Number: 191.05009.002

Lab Number: L1920262
Report Date: 05/28/19

- 1 - The reference for this analyte should be considered modified since this analyte is absent from the target analyte list of the original method.

Terms

Analytical Method: Both the document from which the method originates and the analytical reference method. (Example: EPA 8260B is shown as 1.8260B.) The codes for the reference method documents are provided in the References section of the Addendum.

Final pH: As it pertains to Sample Receipt & Container Information section of the report, Final pH reflects pH of container determined after adjustment at the laboratory, if applicable. If no adjustment required, value reflects Initial pH.

Frozen Date/Time: With respect to Volatile Organics in soil, Frozen Date/Time reflects the date/time at which associated Reagent Water-preserved vials were initially frozen. Note: If frozen date/time is beyond 48 hours from sample collection, value will be reflected in 'bold'.

Initial pH: As it pertains to Sample Receipt & Container Information section of the report, Initial pH reflects pH of container determined upon receipt, if applicable.

PFAS Total: With respect to PFAS analyses, the 'PFAS, Total (5)' result is defined as the summation of results for: PFHpA, PFHxS, PFOA, PFNA and PFOS. If a 'Total' result is requested, the results of its individual components will also be reported.

Total: With respect to Organic analyses, a 'Total' result is defined as the summation of results for individual isomers or Aroclors. If a 'Total' result is requested, the results of its individual components will also be reported. This is applicable to 'Total' results for methods 8260, 8081 and 8082.

Data Qualifiers

- A** - Spectra identified as "Aldol Condensation Product".
- B** - The analyte was detected above the reporting limit in the associated method blank. Flag only applies to associated field samples that have detectable concentrations of the analyte at less than ten times (10x) the concentration found in the blank. For MCP-related projects, flag only applies to associated field samples that have detectable concentrations of the analyte at less than ten times (10x) the concentration found in the blank. For DOD-related projects, flag only applies to associated field samples that have detectable concentrations of the analyte at less than ten times (10x) the concentration found in the blank AND the analyte was detected above one-half the reporting limit (or above the reporting limit for common lab contaminants) in the associated method blank. For NJ-Air-related projects, flag only applies to associated field samples that have detectable concentrations of the analyte above the reporting limit. For NJ-related projects (excluding Air), flag only applies to associated field samples that have detectable concentrations of the analyte, which was detected above the reporting limit in the associated method blank or above five times the reporting limit for common lab contaminants (Phthalates, Acetone, Methylene Chloride, 2-Butanone).
- C** - Co-elution: The target analyte co-elutes with a known lab standard (i.e. surrogate, internal standards, etc.) for co-extracted analyses.
- D** - Concentration of analyte was quantified from diluted analysis. Flag only applies to field samples that have detectable concentrations of the analyte.
- E** - Concentration of analyte exceeds the range of the calibration curve and/or linear range of the instrument.
- G** - The concentration may be biased high due to matrix interferences (i.e. co-elution) with non-target compound(s). The result should be considered estimated.
- H** - The analysis of pH was performed beyond the regulatory-required holding time of 15 minutes from the time of sample collection.
- I** - The lower value for the two columns has been reported due to obvious interference.
- J** - Estimated value. This represents an estimated concentration for Tentatively Identified Compounds (TICs).
- M** - Reporting Limit (RL) exceeds the MCP CAM Reporting Limit for this analyte.
- ND** - Not detected at the reporting limit (RL) for the sample.
- NJ** - Presumptive evidence of compound. This represents an estimated concentration for Tentatively Identified Compounds (TICs), where the identification is based on a mass spectral library search.
- P** - The RPD between the results for the two columns exceeds the method-specified criteria.
- Q** - The quality control sample exceeds the associated acceptance criteria. For DOD-related projects, LCS and/or Continuing Calibration Standard exceedences are also qualified on all associated sample results. Note: This flag is not applicable for matrix spike recoveries when the sample concentration is greater than 4x the spike added or for batch duplicate RPD when the sample concentrations are less than 5x the RL. (Metals only.)
- R** - Analytical results are from sample re-analysis.
- RE** - Analytical results are from sample re-extraction.
- S** - Analytical results are from modified screening analysis.

Project Name: 259-267 MAIN ST.
Project Number: 191.05009.002

Lab Number: L1920262
Report Date: 05/28/19

REFERENCES

- 97 EPA Test Methods (SW-846) with QC Requirements & Performance Standards for the Analysis of EPA SW-846 Methods under the Massachusetts Contingency Plan, WSC-CAM-IIA, IIB, IIIA, IIIB, IIIC, IIID, VA, VB, VC, VIA, VIB, VIIIA and VIIIB, July 2010.
- 98 Method for the Determination of Extractable Petroleum Hydrocarbons (EPH), MassDEP, May 2004, Revision 1.1 with QC Requirements & Performance Standards for the Analysis of EPH under the Massachusetts Contingency Plan, WSC-CAM-IVB, July 2010.
- 121 Standard Methods for the Examination of Water and Wastewater. APHA-AWWA-WEF. Standard Methods Online.
- 131 Method for the Determination of Volatile Petroleum Hydrocarbons (VPH), MassDEP, February 2018, Revision 2.1 with QC Requirements & Performance Standards for the Analysis of VPH under the Massachusetts Contingency Plan, WSC-CAM-IVA, June 1, 2018.

LIMITATION OF LIABILITIES

Alpha Analytical performs services with reasonable care and diligence normal to the analytical testing laboratory industry. In the event of an error, the sole and exclusive responsibility of Alpha Analytical shall be to re-perform the work at it's own expense. In no event shall Alpha Analytical be held liable for any incidental, consequential or special damages, including but not limited to, damages in any way connected with the use of, interpretation of, information or analysis provided by Alpha Analytical.

We strongly urge our clients to comply with EPA protocol regarding sample volume, preservation, cooling, containers, sampling procedures, holding time and splitting of samples in the field.



Certification Information

The following analytes are not included in our Primary NELAP Scope of Accreditation:

Westborough Facility

EPA 624/624.1: m/p-xylene, o-xylene

EPA 8260C: NPW: 1,2,4,5-Tetramethylbenzene; 4-Ethyltoluene, Azobenzene; SCM: Iodomethane (methyl iodide), Methyl methacrylate, 1,2,4,5-Tetramethylbenzene; 4-Ethyltoluene.

EPA 8270D: NPW: Dimethylnaphthalene,1,4-Diphenylhydrazine; SCM: Dimethylnaphthalene,1,4-Diphenylhydrazine.

EPA 6860: SCM: Perchlorate

SM4500: NPW: Amenable Cyanide; SCM: Total Phosphorus, TKN, NO2, NO3.

Mansfield Facility

SM 2540D: TSS

EPA 8082A: NPW: PCB: 1, 5, 31, 87,101, 110, 141, 151, 153, 180, 183, 187.

EPA TO-15: Halothane, 2,4,4-Trimethyl-2-pentene, 2,4,4-Trimethyl-1-pentene, Thiophene, 2-Methylthiophene,

3-Methylthiophene, 2-Ethylthiophene, 1,2,3-Trimethylbenzene, Indan, Indene, 1,2,4,5-Tetramethylbenzene, Benzothiophene, 1-Methylnaphthalene.

Biological Tissue Matrix: EPA 3050B

The following analytes are included in our Massachusetts DEP Scope of Accreditation

Westborough Facility:

Drinking Water

EPA 300.0: Chloride, Nitrate-N, Fluoride, Sulfate; **EPA 353.2:** Nitrate-N, Nitrite-N; **SM4500NO3-F:** Nitrate-N, Nitrite-N; **SM4500F-C, SM4500CN-CE,**

EPA 180.1, SM2130B, SM4500CI-D, SM2320B, SM2540C, SM4500H-B

EPA 332: Perchlorate; **EPA 524.2:** THMs and VOCs; **EPA 504.1:** EDB, DBCP.

Microbiology: **SM9215B; SM9223-P/A, SM9223B-Colilert-QT,SM9222D.**

Non-Potable Water

SM4500H,B, EPA 120.1, SM2510B, SM2540C, SM2320B, SM4500CL-E, SM4500F-BC, SM4500NH3-BH: Ammonia-N and Kjeldahl-N, **EPA 350.1:**

Ammonia-N, **LACHAT 10-107-06-1-B:** Ammonia-N, **EPA 351.1, SM4500NO3-F, EPA 353.2:** Nitrate-N, **SM4500P-E, SM4500P-B, E, SM4500SO4-E,**

SM5220D, EPA 410.4, SM5210B, SM5310C, SM4500CL-D, EPA 1664, EPA 420.1, SM4500-CN-CE, SM2540D, EPA 300: Chloride, Sulfate, Nitrate.

EPA 624.1: Volatile Halocarbons & Aromatics,

EPA 608.3: Chlordane, Toxaphene, Aldrin, alpha-BHC, beta-BHC, gamma-BHC, delta-BHC, Dieldrin, DDD, DDE, DDT, Endosulfan I, Endosulfan II,

Endosulfan sulfate, Endrin, Endrin Aldehyde, Heptachlor, Heptachlor Epoxide, PCBs

EPA 625.1: SVOC (Acid/Base/Neutral Extractables), **EPA 600/4-81-045:** PCB-Oil.

Microbiology: **SM9223B-Colilert-QT; Enterolert-QT, SM9221E, EPA 1600, EPA 1603.**

Mansfield Facility:

Drinking Water

EPA 200.7: Al, Ba, Cd, Cr, Cu, Fe, Mn, Ni, Na, Ag, Ca, Zn. **EPA 200.8:** Al, Sb, As, Ba, Be, Cd, Cr, Cu, Pb, Mn, Ni, Se, Ag, TL, Zn. **EPA 245.1** Hg.

EPA 522.

Non-Potable Water

EPA 200.7: Al, Sb, As, Be, Cd, Ca, Cr, Co, Cu, Fe, Pb, Mg, Mn, Mo, Ni, K, Se, Ag, Na, Sr, TL, Ti, V, Zn.

EPA 200.8: Al, Sb, As, Be, Cd, Cr, Cu, Fe, Pb, Mn, Ni, K, Se, Ag, Na, TL, Zn.

EPA 245.1 Hg.

SM2340B

For a complete listing of analytes and methods, please contact your Alpha Project Manager.



CHAIN OF CUSTODY

PAGE 1 OF 2

Date Rec'd in Lab:

ALPHA Job #:

8 Wakeup Drive
Westboro, MA 01581
Tel: 508-898-9220

320 Forbes Blvd
Malden, MA 02148
Tel: 508-822-9300

Project Information

Project Name: 259-267 Mann St.

Project Location: Reading, MA

Project #: 191.05009.002

Project Manager: John Ouellette

ALPHA Quote #:

Turn-Around Time

Standard RUSH (only confirmed if pre-approved)

Date Due:

Report Information - Data Deliverables

FAX EMAIL

Billing Information

Same as Client info | PO # TBD

Regulatory Requirements & Project Information Requirements

- Yes No MA MCP Analytical Methods Yes No CT RCP Analytical Methods
- Yes No Matrix Spike Required on this SDG? (Required for MCP Inorganics)
- Yes No GW1 Standards (Info Required for Metals & EPH with Targets)
- Yes No NPDES RGP
- Other State/Fed Program Criteria

Client Information

Client: Ransom Consulting

Address: 12 Kent Way, Suite 100
Exfield, MA 01922

Phone: 978-465-1822

Email: jouellette@ransomenv.com

Additional Project Information:

* = Hold samples, Ask John Ouellette which samples to run and for which analytes.

ANALYSIS	VOC: <input checked="" type="checkbox"/> 1260 <input type="checkbox"/> 624 <input type="checkbox"/> 224,2	SVOC: <input type="checkbox"/> ABN <input type="checkbox"/> PAH	METALS: <input type="checkbox"/> MCP 10 <input type="checkbox"/> MCP 14 <input type="checkbox"/> DRCP 15	METALS: <input type="checkbox"/> RCRA45 <input type="checkbox"/> RCRA48 <input type="checkbox"/> DFP13	EPH: <input type="checkbox"/> Ranges & Targets <input type="checkbox"/> Ranges Only	VPH: <input type="checkbox"/> Ranges & Targets <input type="checkbox"/> Ranges Only	TPH: <input type="checkbox"/> Quant Only <input type="checkbox"/> Interpret	EPH, Metals, PCBs	SAMPLE INFO
									Filtration
									<input type="checkbox"/> Field
									<input type="checkbox"/> Lab to do
									Preservation
									<input type="checkbox"/> Lab to do
									Sample Comments

ALPHA Lab ID (Lab Use Only)	Sample ID	Collection		Sample Matrix	Sampler Initials	ANALYSIS								Sample Comments			
		Date	Time			VOC	SVOC	METALS	METALS	EPH	VPH	TPH	Other				
	SB101-52 <i>Hold All</i>	5/14/19	9:30	S	CRW	*											7
	SB102-51 <i>Hold PCBs</i>	5/14/19	10:30	S	CRW	*											11
	SB103-52 <i>Run All</i>	5/14/19	11:00	S	CRW	*											7
	SB104-52 <i>Hold PCBs</i>	5/14/19	11:20	S	CRW	*											11
	SB105-51 <i>Hold All</i>	5/14/19	12:10	S	CRW	*											11
	SB106-51 <i>Run All</i>	5/14/19	13:15	S	CRW								*				3
	SB106-52 <i>Run All</i>	5/14/19	13:20	S	CRW	*					*						8
	SB107-51 <i>Hold PCBs</i>	5/14/19	14:00	S	CRW								*				3
	SB107-52 <i>Run All</i>	5/14/19	14:05	S	CRW	*					*						3
	SB108-51 <i>Run All</i>	5/14/19	14:25	S	CRW								*				3

- Container Type**
 P= Plastic
 A= Amber glass
 V= Vial
 G= Glass
 B= Bectons cup
 C= Cube
 O= Other
 E= Encore
 D= BOD Bottle
- Preservative**
 A= None
 B= HCl
 C= HNO₃
 D= H₂SO₄
 E= NaOH
 F= NaOH
 G= AsH₂SO₄
 H= Na₂S₂O₈
 I= Ascorbic Acid
 J= NH₄Cl
 K= Zn Acetate
 Q= Other

Relinquished By: Chris Willard Date/Time: 5/15/19 11:15

Received By: Omni Pxl Date/Time: 5-15-19 11:15

All samples submitted are subject to Alpha's Terms and Conditions. See reverse side.
 FORM NO: 0101 (rev. 12-Mar-2012)

Method Blank Summary Form 4 Volatiles

Client : Ransom Consulting, Inc. Project Name : 259-267 MAIN ST. Lab Sample ID : WG1240867-5 Instrument ID : VOA104 Matrix : SOIL	Lab Number : L1920262 Project Number : 191.05009.002 Lab File ID : V04190524A05 Analysis Date : 05/24/19 07:23
--	---

Client Sample No.	Lab Sample ID	Analysis Date
WG1240867-3LCS	WG1240867-3	05/24/19 05:23
WG1240867-4LCSD	WG1240867-4	05/24/19 05:52
SB102-S1	L1920262-02	05/24/19 12:34
SB103-S2	L1920262-03	05/24/19 13:03
SB104-S2	L1920262-04	05/24/19 15:31
SB106-S2	L1920262-07	05/24/19 16:02
SB107-S2	L1920262-09	05/24/19 16:33

**Method Blank Summary
Form 4
Volatiles**

Client	: Ransom Consulting, Inc.	Lab Number	: L1920262
Project Name	: 259-267 MAIN ST.	Project Number	: 191.05009.002
Lab Sample ID	: WG1241661-5	Lab File ID	: V23190526A05
Instrument ID	: VOA123		
Matrix	: SOIL	Analysis Date	: 05/26/19 12:03

Client Sample No.	Lab Sample ID	Analysis Date
WG1241661-3LCS	WG1241661-3	05/26/19 10:47
WG1241661-4LCSD	WG1241661-4	05/26/19 11:13
SB108-S2	L1920262-11	05/26/19 12:31

Calibration Verification Summary

Form 7

Volatiles

Client : Ransom Consulting, Inc.
 Project Name : 259-267 MAIN ST.
 Instrument ID : VOA104
 Lab File ID : V04190524A01
 Sample No : WG1240867-2
 Channel :

Lab Number : L1920262
 Project Number : 191.05009.002
 Calibration Date : 05/24/19 05:23
 Init. Calib. Date(s) : 05/07/19 05/07/19
 Init. Calib. Times : 00:37 04:23

Compound	Ave. RRF	RRF	Min RRF	%D	Max %D	Area%	Dev(min)
Fluorobenzene	1	1	-	0	20	99	0
Dichlorodifluoromethane	0.265	0.251	-	5.3	20	85	0
Chloromethane	0.41	0.346	-	15.6	20	83	0
Vinyl chloride	0.334	0.318	-	4.8	20	89	0
Bromomethane	0.134	0.169	-	-26.1*	20	113	0
Chloroethane	0.134	0.145	-	-8.2	20	92	0
Trichlorofluoromethane	0.295	0.351	-	-19	20	103	0
Ethyl ether	0.094	0.09	-	4.3	20	93	0
1,1-Dichloroethene	0.207	0.196	-	5.3	20	86	0
Carbon disulfide	0.774	0.653	-	15.6	20	81	0
Freon-113	0.219	0.209	-	4.6	20	82	0
Acrolein	0.038	0.044*	-	-15.8	20	113	0
Methylene chloride	0.259	0.267	-	-3.1	20	102	0
Acetone	20	21.875	-	-9.4	20	103	0
trans-1,2-Dichloroethene	0.253	0.28	-	-10.7	20	103	0
Methyl acetate	0.131	0.137	-	-4.6	20	100	0
Methyl tert-butyl ether	0.549	0.56	-	-2	20	98	0
tert-Butyl alcohol	0.024	0.023*	-	4.2	20	99	0
Diisopropyl ether	0.994	1.021	-	-2.7	20	97	0
1,1-Dichloroethane	0.55	0.59	-	-7.3	20	101	0
Halothane	0.197	0.22	-	-11.7	20	106	0
Acrylonitrile	0.066	0.063	-	4.5	20	98	0
Ethyl tert-butyl ether	0.882	0.918	-	-4.1	20	98	0
Vinyl acetate	0.47	0.55	-	-17	20	113	0
cis-1,2-Dichloroethene	0.276	0.295	-	-6.9	20	100	0
2,2-Dichloropropane	0.364	0.41	-	-12.6	20	105	0
Bromochloromethane	0.123	0.13	-	-5.7	20	98	0
Cyclohexane	0.492	0.578	-	-17.5	20	103	0
Chloroform	0.449	0.473	-	-5.3	20	101	0
Ethyl acetate	0.22	0.196	-	10.9	20	63	0
Carbon tetrachloride	0.338	0.375	-	-10.9	20	102	0
Tetrahydrofuran	0.062	0.066	-	-6.5	20	109	0
Dibromofluoromethane	0.253	0.256	-	-1.2	20	98	0
1,1,1-Trichloroethane	0.374	0.417	-	-11.5	20	103	0
2-Butanone	0.083	0.078*	-	6	20	98	0
1,1-Dichloropropene	0.329	0.361	-	-9.7	20	100	0
Benzene	0.989	1.062	-	-7.4	20	101	0
tert-Amyl methyl ether	0.618	0.631	-	-2.1	20	99	0
1,2-Dichloroethane-d4	0.242	0.232	-	4.1	20	95	0
1,2-Dichloroethane	0.333	0.333	-	0	20	95	0
Methyl cyclohexane	0.385	0.448	-	-16.4	20	103	0
Trichloroethene	0.268	0.282	-	-5.2	20	100	0
Dibromomethane	0.139	0.139	-	0	20	95	0

* Value outside of QC limits.



Calibration Verification Summary

Form 7

Volatiles

Client : Ransom Consulting, Inc.
 Project Name : 259-267 MAIN ST.
 Instrument ID : VOA104
 Lab File ID : V04190524A01
 Sample No : WG1240867-2
 Channel :

Lab Number : L1920262
 Project Number : 191.05009.002
 Calibration Date : 05/24/19 05:23
 Init. Calib. Date(s) : 05/07/19 05/07/19
 Init. Calib. Times : 00:37 04:23

Compound	Ave. RRF	RRF	Min RRF	%D	Max %D	Area%	Dev(min)
1,2-Dichloropropane	0.307	0.319	-	-3.9	20	99	0
2-Chloroethyl vinyl ether	0.14	0.14	-	0	20	95	0
Bromodichloromethane	0.328	0.339	-	-3.4	20	99	0
1,4-Dioxane	0.00173	0.00175*	-	-1.2	20	95	0
cis-1,3-Dichloropropene	0.381	0.409	-	-7.3	20	99	0
Chlorobenzene-d5	1	1	-	0	20	106	0
Toluene-d8	1.306	1.261	-	3.4	20	102	0
Toluene	0.837	0.835	-	0.2	20	102	0
4-Methyl-2-pentanone	0.112	0.111	-	0.9	20	103	0
Tetrachloroethene	0.366	0.391	-	-6.8	20	107	0
trans-1,3-Dichloropropene	0.425	0.417	-	1.9	20	99	0
Ethyl methacrylate	0.305	0.292	-	4.3	20	96	0
1,1,2-Trichloroethane	0.221	0.211	-	4.5	20	98	0
Chlorodibromomethane	0.325	0.314	-	3.4	20	99	0
1,3-Dichloropropane	0.431	0.414	-	3.9	20	99	0
1,2-Dibromoethane	0.259	0.25	-	3.5	20	99	0
2-Hexanone	0.175	0.164	-	6.3	20	94	0
Chlorobenzene	0.951	0.954	-	-0.3	20	101	0
Ethylbenzene	1.578	1.63	-	-3.3	20	103	0
1,1,1,2-Tetrachloroethane	0.335	0.335	-	0	20	100	0
p/m Xylene	0.601	0.623	-	-3.7	20	101	0
o Xylene	0.593	0.608	-	-2.5	20	102	0
Styrene	0.919	0.958	-	-4.2	20	101	0
1,4-Dichlorobenzene-d4	1	1	-	0	20	109	0
Bromoform	0.375	0.347	-	7.5	20	100	0
Isopropylbenzene	3.067	3.002	-	2.1	20	102	0
4-Bromofluorobenzene	0.947	0.912	-	3.7	20	106	0
Bromobenzene	0.787	0.754	-	4.2	20	101	0
n-Propylbenzene	3.625	3.597	-	0.8	20	103	0
1,4-Dichlorobutane	0.998	0.922	-	7.6	20	97	0
1,1,2,2-Tetrachloroethane	0.614	0.567	-	7.7	20	98	0
4-Ethyltoluene	3.07	3.015	-	1.8	20	102	0
2-Chlorotoluene	2.152	2.088	-	3	20	102	0
1,3,5-Trimethylbenzene	2.583	2.527	-	2.2	20	102	0
1,2,3-Trichloropropane	0.456	0.408	-	10.5	20	96	0
trans-1,4-Dichloro-2-buten	0.173	0.15	-	13.3	20	95	0
4-Chlorotoluene	2.224	2.131	-	4.2	20	101	0
tert-Butylbenzene	2.212	2.174	-	1.7	20	102	0
1,2,4-Trimethylbenzene	2.58	2.495	-	3.3	20	102	0
sec-Butylbenzene	3.289	3.283	-	0.2	20	102	0
p-Isopropyltoluene	2.819	2.857	-	-1.3	20	104	0
1,3-Dichlorobenzene	1.507	1.487	-	1.3	20	104	0
1,4-Dichlorobenzene	1.524	1.47	-	3.5	20	104	0

* Value outside of QC limits.



Calibration Verification Summary Form 7 Volatiles

Client : Ransom Consulting, Inc.
 Project Name : 259-267 MAIN ST.
 Instrument ID : VOA104
 Lab File ID : V04190524A01
 Sample No : WG1240867-2
 Channel :

Lab Number : L1920262
 Project Number : 191.05009.002
 Calibration Date : 05/24/19 05:23
 Init. Calib. Date(s) : 05/07/19 05/07/19
 Init. Calib. Times : 00:37 04:23

Compound	Ave. RRF	RRF	Min RRF	%D	Max %D	Area%	Dev(min)
p-Diethylbenzene	1.707	1.719	-	-0.7	20	104	0
n-Butylbenzene	2.551	2.606	-	-2.2	20	104	0
1,2-Dichlorobenzene	1.381	1.341	-	2.9	20	102	0
1,2,4,5-Tetramethylbenzene	2.656	2.693	-	-1.4	20	104	0
1,2-Dibromo-3-chloropropan	0.095	0.086	-	9.5	20	98	0
1,3,5-Trichlorobenzene	1.123	1.158	-	-3.1	20	106	0
Hexachlorobutadiene	0.528	0.529	-	-0.2	20	105	0
1,2,4-Trichlorobenzene	0.962	0.978	-	-1.7	20	106	0
Naphthalene	1.838	1.715	-	6.7	20	100	0
1,2,3-Trichlorobenzene	0.876	0.856	-	2.3	20	105	0

* Value outside of QC limits.



Calibration Verification Summary

Form 7

Volatiles

Client : Ransom Consulting, Inc.
 Project Name : 259-267 MAIN ST.
 Instrument ID : VOA123
 Lab File ID : V23190526A02
 Sample No : WG1241661-2
 Channel :

Lab Number : L1920262
 Project Number : 191.05009.002
 Calibration Date : 05/26/19 10:47
 Init. Calib. Date(s) : 05/07/19 05/07/19
 Init. Calib. Times : 00:19 03:43

Compound	Ave. RRF	RRF	Min RRF	%D	Max %D	Area%	Dev(min)
Fluorobenzene	1	1	-	0	20	112	0
Dichlorodifluoromethane	0.284	0.245	-	13.7	20	86	0
Chloromethane	0.29	0.262	-	9.7	20	101	0
Vinyl chloride	0.257	0.253	-	1.6	20	106	0
Bromomethane	20	28.292	-	-41.5*	20	182	0
Chloroethane	0.151	0.166	-	-9.9	20	124	0
Trichlorofluoromethane	0.395	0.42	-	-6.3	20	110	0
Ethyl ether	0.118	0.141	-	-19.5	20	136	0
1,1-Dichloroethene	0.175	0.218	-	-24.6*	20	135	0
Carbon disulfide	0.623	0.748	-	-20.1*	20	135	0
Freon-113	0.185	0.221	-	-19.5	20	129	0
Acrolein	0.046	0.051	-	-10.9	20	128	0
Methylene chloride	0.221	0.273	-	-23.5*	20	139	0
Acetone	0.082	0.083*	-	-1.2	20	113	0
trans-1,2-Dichloroethene	0.206	0.256	-	-24.3*	20	138	0
Methyl acetate	0.185	0.197	-	-6.5	20	121	0
Methyl tert-butyl ether	0.659	0.749	-	-13.7	20	126	0
tert-Butyl alcohol	0.037	0.039*	-	-5.4	20	121	0
Diisopropyl ether	0.694	0.762	-	-9.8	20	121	0
1,1-Dichloroethane	0.408	0.472	-	-15.7	20	127	0
Halothane	0.152	0.192	-	-26.3*	20	136	0
Acrylonitrile	0.086	0.095	-	-10.5	20	120	0
Ethyl tert-butyl ether	0.721	0.807	-	-11.9	20	123	0
Vinyl acetate	0.513	0.611	-	-19.1	20	125	0
cis-1,2-Dichloroethene	0.233	0.285	-	-22.3*	20	137	0
2,2-Dichloropropane	0.371	0.44	-	-18.6	20	128	0
Bromochloromethane	0.115	0.144	-	-25.2*	20	133	0
Cyclohexane	0.33	0.372	-	-12.7	20	121	0
Chloroform	0.435	0.495	-	-13.8	20	125	0
Ethyl acetate	20	65.786	-	-228.9*	20	275	0
Carbon tetrachloride	0.368	0.416	-	-13	20	121	0
Tetrahydrofuran	0.094	0.07	-	25.5*	20	74	0
Dibromofluoromethane	0.277	0.274	-	1.1	20	111	0
1,1,1-Trichloroethane	0.393	0.451	-	-14.8	20	120	0
2-Butanone	0.136	0.13	-	4.4	20	114	0
1,1-Dichloropropene	0.28	0.339	-	-21.1*	20	127	0
Benzene	0.831	0.984	-	-18.4	20	131	0
tert-Amyl methyl ether	0.649	0.751	-	-15.7	20	126	0
1,2-Dichloroethane-d4	0.376	0.32	-	14.9	20	94	0
1,2-Dichloroethane	0.393	0.401	-	-2	20	112	0
Methyl cyclohexane	0.333	0.389	-	-16.8	20	125	0
Trichloroethene	0.228	0.27	-	-18.4	20	131	0
Dibromomethane	0.154	0.172	-	-11.7	20	120	0

* Value outside of QC limits.



Calibration Verification Summary

Form 7

Volatiles

Client : Ransom Consulting, Inc.
 Project Name : 259-267 MAIN ST.
 Instrument ID : VOA123
 Lab File ID : V23190526A02
 Sample No : WG1241661-2
 Channel :

Lab Number : L1920262
 Project Number : 191.05009.002
 Calibration Date : 05/26/19 10:47
 Init. Calib. Date(s) : 05/07/19 05/07/19
 Init. Calib. Times : 00:19 03:43

Compound	Ave. RRF	RRF	Min RRF	%D	Max %D	Area%	Dev(min)
1,2-Dichloropropane	0.221	0.252	-	-14	20	127	0
2-Chloroethyl vinyl ether	0.147	0.16	-	-8.8	20	116	0
Bromodichloromethane	0.354	0.399	-	-12.7	20	119	0
1,4-Dioxane	0.00279	0.00365*	-	-30.8*	20	134	0
cis-1,3-Dichloropropene	0.38	0.45	-	-18.4	20	126	0
Chlorobenzene-d5	1	1	-	0	20	124	0
Toluene-d8	1.273	1.179	-	7.4	20	115	0
Toluene	0.687	0.74	-	-7.7	20	132	0
4-Methyl-2-pentanone	0.125	0.119	-	4.8	20	117	0
Tetrachloroethene	0.294	0.345	-	-17.3	20	139	0
trans-1,3-Dichloropropene	0.486	0.491	-	-1	20	121	0
Ethyl methacrylate	0.356	0.363	-	-2	20	124	0
1,1,2-Trichloroethane	0.216	0.221	-	-2.3	20	123	0
Chlorodibromomethane	0.343	0.359	-	-4.7	20	124	0
1,3-Dichloropropane	0.454	0.456	-	-0.4	20	121	0
1,2-Dibromoethane	0.275	0.283	-	-2.9	20	125	0
2-Hexanone	0.238	0.206	-	13.4	20	107	0
Chlorobenzene	0.779	0.85	-	-9.1	20	133	0
Ethylbenzene	1.338	1.426	-	-6.6	20	127	0
1,1,1,2-Tetrachloroethane	0.309	0.339	-	-9.7	20	129	0
p/m Xylene	0.492	0.546	-	-11	20	131	0
o Xylene	0.478	0.537	-	-12.3	20	132	0
Styrene	0.805	0.901	-	-11.9	20	130	0
1,4-Dichlorobenzene-d4	1	1	-	0	20	128	0
Bromoform	0.453	0.465	-	-2.6	20	129	0
Isopropylbenzene	2.37	2.478	-	-4.6	20	127	0
4-Bromofluorobenzene	0.916	0.868	-	5.2	20	122	0
Bromobenzene	0.641	0.668	-	-4.2	20	131	0
n-Propylbenzene	2.879	2.908	-	-1	20	123	0
1,4-Dichlorobutane	0.899	0.8	-	11	20	112	0
1,1,2,2-Tetrachloroethane	0.665	0.639	-	3.9	20	119	0
4-Ethyltoluene	2.454	2.547	-	-3.8	20	125	0
2-Chlorotoluene	1.78	2.031	-	-14.1	20	141	0
1,3,5-Trimethylbenzene	2.064	2.146	-	-4	20	125	0
1,2,3-Trichloropropane	0.603	0.544	-	9.8	20	115	0
trans-1,4-Dichloro-2-buten	0.252	0.22	-	12.7	20	106	0
4-Chlorotoluene	1.834	1.832	-	0.1	20	121	0
tert-Butylbenzene	1.749	1.827	-	-4.5	20	125	0
1,2,4-Trimethylbenzene	2.073	2.131	-	-2.8	20	123	0
sec-Butylbenzene	2.585	2.663	-	-3	20	122	0
p-Isopropyltoluene	2.258	2.36	-	-4.5	20	125	0
1,3-Dichlorobenzene	1.256	1.308	-	-4.1	20	129	0
1,4-Dichlorobenzene	1.276	1.305	-	-2.3	20	128	0

* Value outside of QC limits.



Calibration Verification Summary Form 7 Volatiles

Client : Ransom Consulting, Inc.
 Project Name : 259-267 MAIN ST.
 Instrument ID : VOA123
 Lab File ID : V23190526A02
 Sample No : WG1241661-2
 Channel :

Lab Number : L1920262
 Project Number : 191.05009.002
 Calibration Date : 05/26/19 10:47
 Init. Calib. Date(s) : 05/07/19 05/07/19
 Init. Calib. Times : 00:19 03:43

Compound	Ave. RRF	RRF	Min RRF	%D	Max %D	Area%	Dev(min)
p-Diethylbenzene	1.378	1.423	-	-3.3	20	125	0
n-Butylbenzene	2.143	2.158	-	-0.7	20	120	0
1,2-Dichlorobenzene	1.201	1.22	-	-1.6	20	126	0
1,2,4,5-Tetramethylbenzene	2.21	2.278	-	-3.1	20	123	0
1,2-Dibromo-3-chloropropan	0.139	0.139	-	0	20	122	0
1,3,5-Trichlorobenzene	0.961	1.031	-	-7.3	20	131	0
Hexachlorobutadiene	0.51	0.523	-	-2.5	20	127	0
1,2,4-Trichlorobenzene	0.9	0.949	-	-5.4	20	130	0
Naphthalene	2.332	2.289	-	1.8	20	119	0
1,2,3-Trichlorobenzene	0.882	0.907	-	-2.8	20	127	0

* Value outside of QC limits.

